

Series
VENTS OV



Low pressure axial fans in the steel casing with the air capacity up to **12 200 m³/h** for wall mounting

Series
VENTS OVK



Low pressure axial fans in the steel casing with the air capacity up to **12 200 m³/h** for wall mounting

Series
VENTS VKF



Low pressure axial fans in the steel casing with the air capacity up to **11 900 m³/h** for vent duct mounting

■ **Applications**

Combined supply and exhaust ventilation systems for various premises where high air capacity at relatively low system resistance is required. OV and OVK fans can be used for the direct air exhaust or pressurization in smoke ventilation systems. OV and OVK fan are suitable for outdoor wall mounting.

■ **Design**

The fan casing and the impeller are made of steel with polymeric coating. OV and OVK fan terminal box is equipped with the cord for remote connection. VKF fan is fitted with the external terminal box mounted on the fan casing.

■ **Motor**

The impellers are powered by two- or three-pole, single- or three-phase asynchronous motors with external rotor and built-in thermal overheating protection depending on the model. Ball bearings in the motor provide long service life designed for at least 40 000 hours. Motor protection rating IP 44.

■ **Speed control**

Both smooth or step speed control is performed by means of the thyristor or autotransformer controller. Several fans can be connected to one controller if the total power and operating current do not exceed the rated controller values.

■ **Mounting**

Fan is installed on the wall surface by means of a square (OV series) or round (OVK series) mounting plate. VKF fan is installed into the duct by means of connecting flanges. The fan is powered through the external remote terminal box. Power supply and installation shall be performed in compliance with the manual and wiring diagram on the terminal box.

Designation key:

Series and modification	Motor modification		Dimension type
VENTS OV – square mounting plate VENTS OVK – round mounting plate VENTS VKF – mounting into a vent duct	Number of poles	Phase	200; 250; 300; 350; 400; 450; 500; 550; 630
	2	E – single phase D – three phases	
	4		
	6		

Accessories



page 398



page 407



page 407



page 408



page 411



page 412

Technical data:

	OV / OVK / VKF 2E 200	OV / OVK / VKF 2E 250	OV / OVK / VKF 2D 250	OV / OVK / VKF 4E 250	OV / OVK / VKF 4D 250	OV / OVK / VKF 2E 300
Voltage [V / 50 Hz]	230	230	3~ 400	230	3~ 400	230
Power [W]	55	80	80	50	60	145
Current [A]	0.26	0.4	0.22	0.22	0.17	0.66
Max. air capacity [m³/h]	860	1050	1060	800	850	2230
RPM [min⁻¹]	2300	2400	2600	1380	1400	2300
Noise level at 3 m [dBA]	50	60	60	55	55	60
Transported air temperature [°C]	-30 +60	-30 +60	-30 +60	-30 +60	-30 +60	-30 +60
Protection rating	IP 24 (VKF IP X4)	IP 24 (VKF IP X4)	IP 24 (VKF IP X4)	IP 24 (VKF IP X4)	IP 24 (VKF IP X4)	IP 24 (VKF IP X4)

Technical data:

	OV / OVK / VKF 2D 300	OV / OVK / VKF 4E 300	OV / OVK / VKF 4D 300	OV / OVK / VKF 4E 350	OV / OVK / VKF 4D 350	OV / OVK / VKF 4E 400
Voltage [V / 50 Hz]	3~ 400	230	3~ 400	230	3~ 400	230
Power [W]	145	75	75	140	140	180
Current [A]	0.25	0.35	0.22	0.65	0.38	0.82
Max. air capacity [m³/h]	2310	1340	1310	2500	2520	3580
RPM [min⁻¹]	2350	1350	1380	1380	1380	1380
Noise level at 3 m [dBA]	60	58	58	62	62	63
Transported air temperature [°C]	-30 +60	-30 +60	-30 +60	-30 +60	-30 +60	-30 +60
Protection rating	IP 24 (VKF IP X4)	IP 24 (VKF IP X4)	IP 24 (VKF IP X4)	IP 24 (VKF IP X4)	IP 24 (VKF IP X4)	IP 24 (VKF IP X4)

Technical data:

	OV / OVK / VKF 4D 400	OV / OVK / VKF 4E 450	OV / OVK / VKF 4D 450	OV / OVK / VKF 4E 500	OV / OVK 4D 500	OV / OVK / VKF 4E 550
Voltage [V / 50 Hz]	3~ 400	230	3~ 400	230	3~ 400	230
Power [W]	180	250	250	420	450	550
Current [A]	0.47	1.2	0.6	1.95	0.9	2.55
Max. air capacity [m³/h]	3740	4680	5280	7060	6570	8800
RPM [min⁻¹]	1380	1350	1360	1300	1300	1300
Noise level at 3 m [dBA]	64	64	65	69	72	70
Transported air temperature [°C]	-30 +60	-30 +60	-30 +60	-30 +60	-30 +60	-30 +60
Protection rating	IP 24 (VKF IP X4)	IP 24 (VKF IP X4)	IP 24 (VKF IP X4)	IP 24 (VKF IP X4)	IP 24	IP 24 (VKF IP X4)

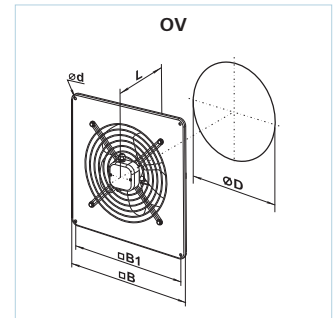
Technical data:

	OV / OVK 4D 550	OV / OVK / VKF 4E 630	OV / OVK 4D 630	OV / OVK 6E 630
Voltage [V / 50 Hz]	3~ 400	230	3~ 400	1~ 230
Power [W]	750	750	800	540
Current [A]	1.5	3.5	1.6	2.4
Max. air capacity [m³/h]	9700	11900	12200	10900
RPM [min⁻¹]	1350	1360	1320	850
Noise level at 3 m [dBA]	73	75	78	72
Transported air temperature [°C]	-30 +60	-30 +60	-30 +60	-30 +60
Protection rating	IP 24	IP 24 (VKF IP X4)	IP 24	IP 24

AXIAL FANS

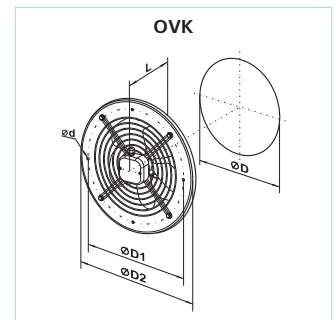
Fan overall dimensions:

Type	Dimensions [mm]					Weight [kg]
	ØD	Ød	B	B1	L	
OV 2E 200	210	7	312	260	145	3.9
OV 2E 250 / OV 2D 250	260	7	370	320	155	4.2
OV 4E 250 / OV 4D 250	260	7	370	320	155	4.1
OV 2E 300	326	9	430	380	195	5.3
OV 2D 300	326	9	430	380	155	5.3
OV 4E 300	326	9	430	380	195	5.1
OV 4D 300	326	9	430	380	155	5.1
OV 4E 350 / OV 4D 350	388	9	485	435	200	7.1
OV 4E 400 / OV 4D 400	417	9	540	490	240	8.8
OV 4E 450 / OV 4D 450	465	11	576	535	250	10.6
OV 4E 500 / OV 4D 500	520	11	655	615	260	14.2
OV 4E 550 / OV 4D 550	570	11	725	675	280	16.6
OV 4E 630 / OV 4D 630	650	11	800	710	295	22.6
OV 6E 630	650	11	800	710	295	22.6



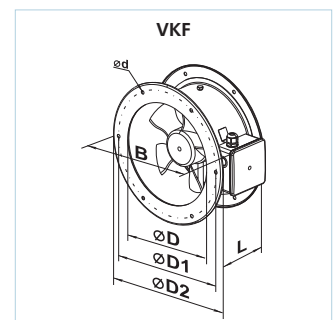
Fan overall dimensions:

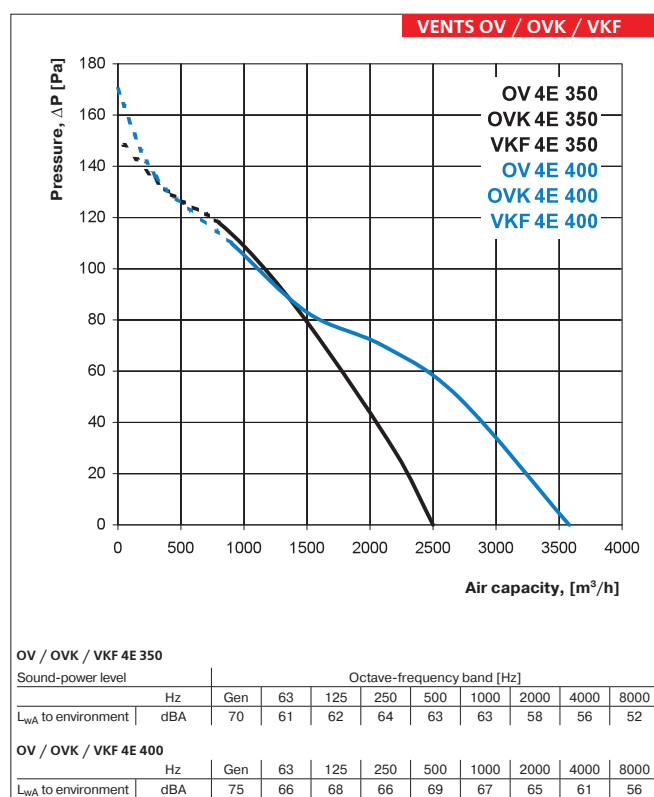
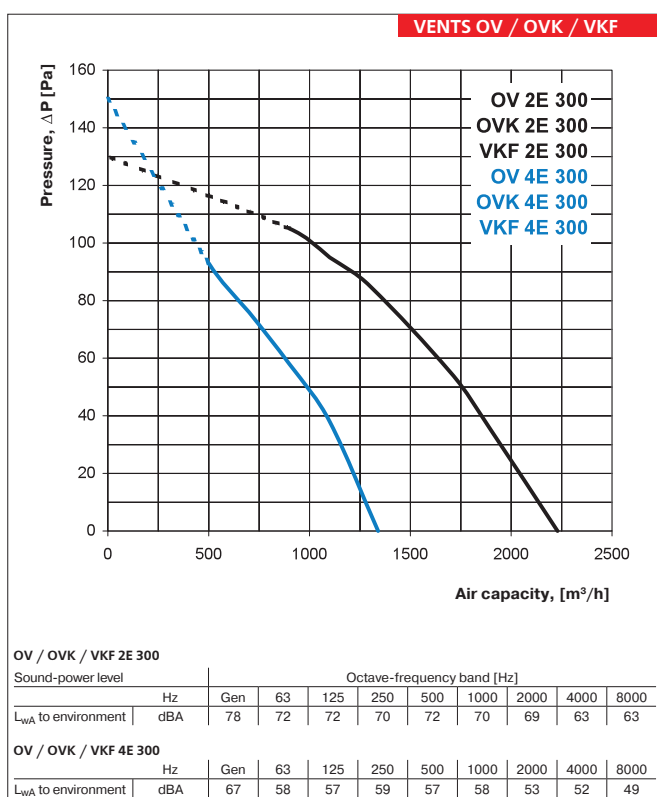
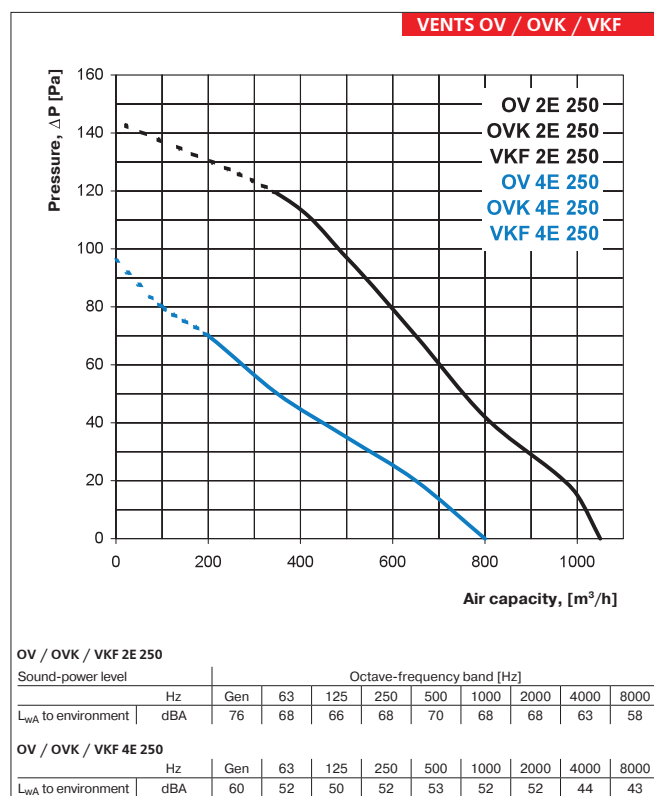
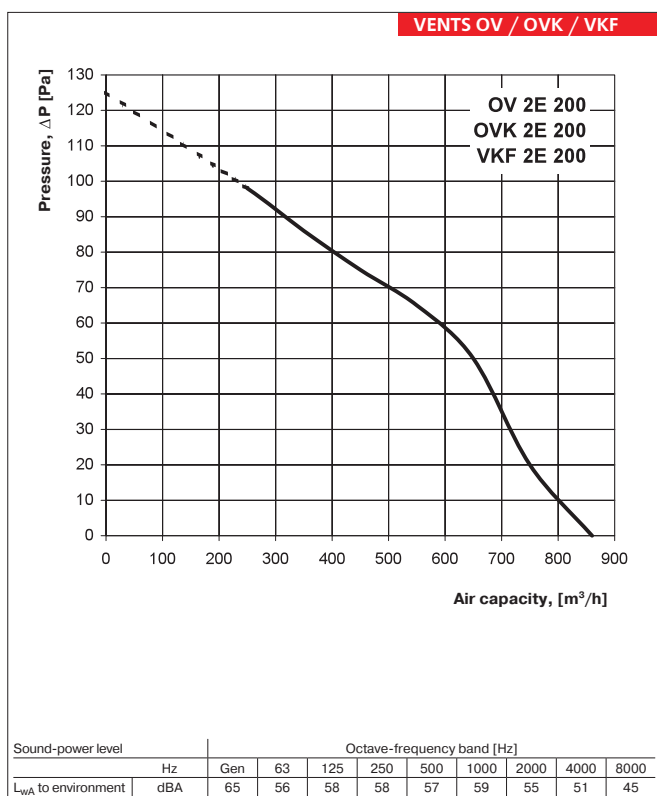
Type	Dimensions [mm]					Weight [kg]
	ØD	ØD1	ØD2	Ød	L	
OVK 2E 200	210	250	280	7	145	2.5
OVK 2E 250 / OVK 2D 250	260	295	320	7	155	3.4
OVK 4E 250 / OVK 4D 250	260	295	320	7	155	3.4
OVK 2E 300	326	380	397	9	195	4.4
OVK 2D 300	326	380	397	9	155	4.4
OVK 4E 300	326	380	397	9	195	4.7
OVK 4D 300	326	380	397	9	155	4.7
OVK 4E 350 / OVK 4D 350	388	442	460	9	200	6.3
OVK 4E 400 / OVK 4D 400	417	504	528	9	240	8.3
OVK 4E 450 / OVK 4D 450	465	578	607	11	250	9.8
OVK 4E 500 / OVK 4D 500	520	590	655	11	260	12.2
OVK 4E 550 / OVK 4D 550	570	645	710	11	280	15.0
OVK 4E 630 / OVK 4D 630	650	760	800	11	295	20.8
OVK 6E 630	650	760	800	11	295	20.8



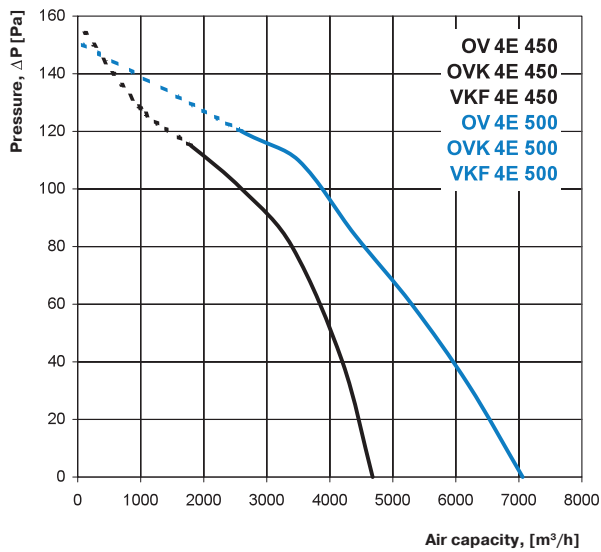
Fan overall dimensions:

Type	Dimensions [mm]						Weight [kg]
	ØD	ØD1	ØD2	Ød	B	L	
VKF 2E 200	205	235	255	7	290	120	3.0
VKF 2E 250 / VKF 2D 250	260	286	306	7	340	150	3.9
VKF 4E 250 / VKF 4D 250	260	286	306	7	340	150	4.0
VKF 2E 300 / VKF 2D 300	310	356	382	7	410	160	6.2 / 5.7
VKF 4E 300 / VKF 4D 300	310	356	382	7	410	160	6.2 / 5.7
VKF 4E 350 / VKF 4D 350	362	395	421	9.5	450	160	7.7
VKF 4E 400 / VKF 4D 400	412	438	465	9.5	500	170	8.1
VKF 4E 450 / VKF 4D 450	462	487	515	9.5	550	200	9.1
VKF 4E 500	515	541	570	9.5	600	220	11.0
VKF 4E 550	565	605	636	11.5	660	230	13.9
VKF 4E 630	645	674	715	11.5	740	250	16.4





VENTS OV / OVK / VKF



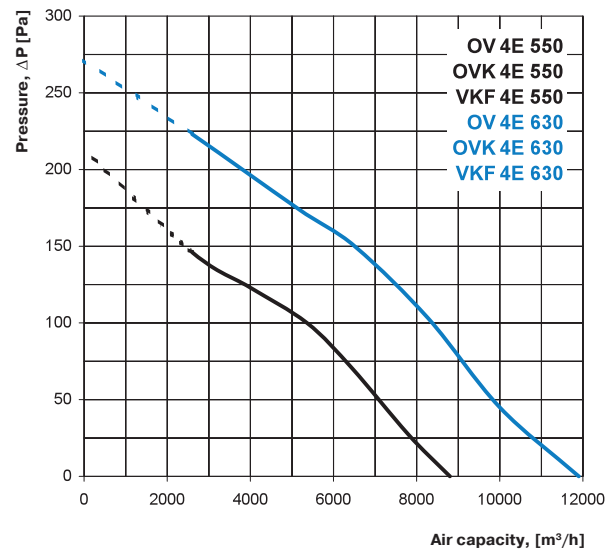
OV / OVK / VKF 4E 450

Sound-power level		Octave-frequency band [Hz]								
	Hz	Gen	63	125	250	500	1000	2000	4000	8000
L_{WA} to environment	dBA	77	69	70	73	73	71	67	67	61

OV / OVK / VKF 4E 500

Sound-power level		Octave-frequency band [Hz]								
	Hz	Gen	63	125	250	500	1000	2000	4000	8000
L_{WA} to environment	dBA	80	71	73	72	74	73	70	67	63

VENTS OV / OVK / VKF



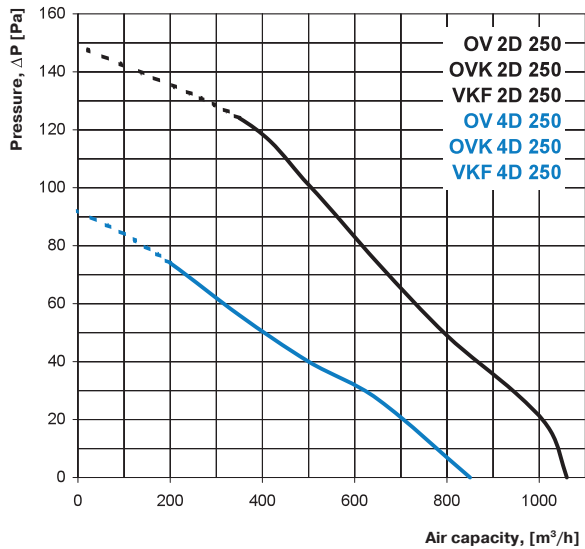
OV / OVK / VKF 4E 550

Sound-power level		Octave-frequency band [Hz]								
	Hz	Gen	63	125	250	500	1000	2000	4000	8000
L_{WA} to environment	dBA	83	73	75	73	75	74	72	66	63

OV / OVK / VKF 4E 630

Sound-power level		Octave-frequency band [Hz]								
	Hz	Gen	63	125	250	500	1000	2000	4000	8000
L_{WA} to environment	dBA	77	71	73	72	73	71	70	63	59

VENTS OV / OVK / VKF



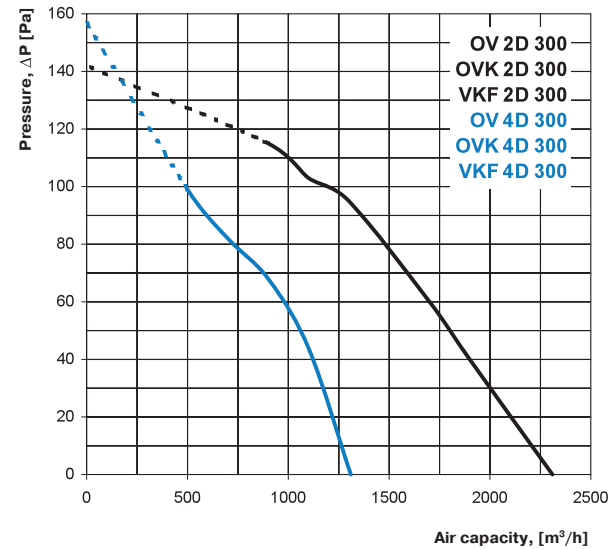
OV / OVK / VKF 2D 250

Sound-power level		Octave-frequency band [Hz]								
	Hz	Gen	63	125	250	500	1000	2000	4000	8000
L_{WA} to environment	dBA	77	67	68	70	69	68	66	60	57

OV / OVK / VKF 4D 250

Sound-power level		Octave-frequency band [Hz]								
	Hz	Gen	63	125	250	500	1000	2000	4000	8000
L_{WA} to environment	dBA	60	49	50	53	54	53	52	45	42

VENTS OV / OVK / VKF



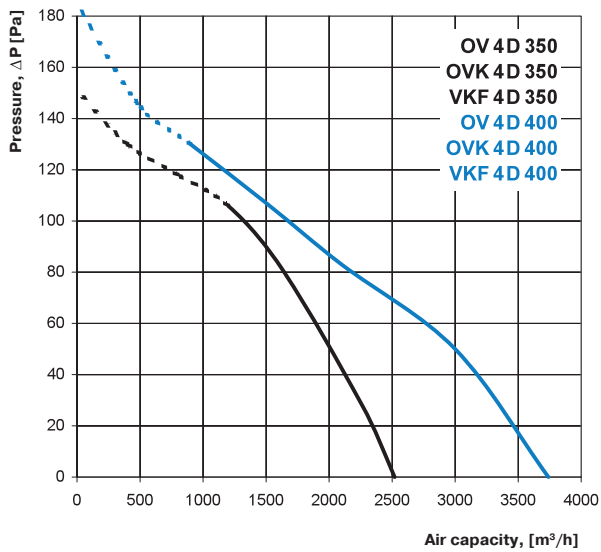
OV / OVK / VKF 2D 300

Sound-power level		Octave-frequency band [Hz]								
	Hz	Gen	63	125	250	500	1000	2000	4000	8000
L_{WA} to environment	dBA	80	72	71	71	74	70	69	65	63

OV / OVK / VKF 4D 300

Sound-power level		Octave-frequency band [Hz]								
	Hz	Gen	63	125	250	500	1000	2000	4000	8000
L_{WA} to environment	dBA	63	58	55	58	56	58	57	52	48

VENTS OV / OVK / VKF



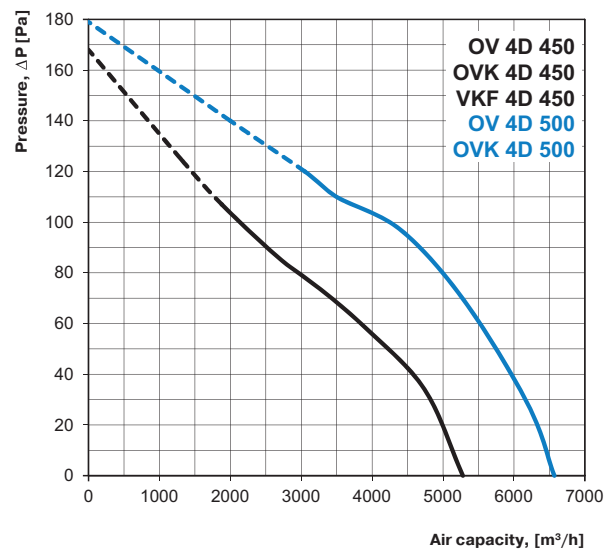
OV / OVK / VKF 4D 350

Sound-power level		Octave-frequency band [Hz]								
	Hz	Gen	63	125	250	500	1000	2000	4000	8000
L _{WA} to environment	dBA	72	62	61	64	64	61	61	56	54

OV / OVK / VKF 4D 400

Sound-power level		Octave-frequency band [Hz]								
	Hz	Gen	63	125	250	500	1000	2000	4000	8000
L _{WA} to environment	dBA	75	65	66	69	66	67	64	60	55

VENTS OV / OVK / VKF



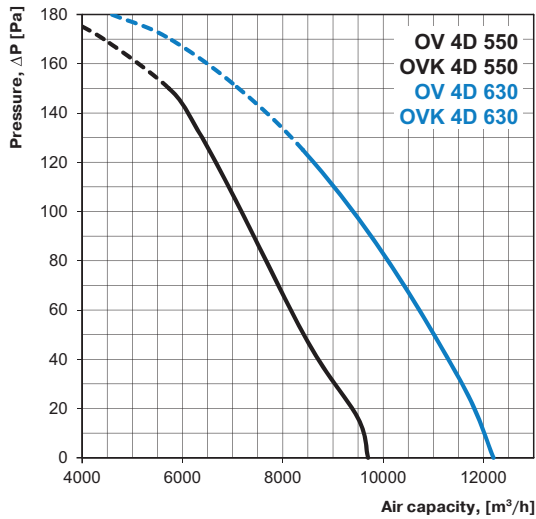
OV / OVK / VKF 4D 450

Sound-power level		Octave-frequency band [Hz]								
	Hz	Gen	63	125	250	500	1000	2000	4000	8000
L _{WA} to environment	dBA	76	65	68	69	69	70	64	60	57

OV / OVK 4D 500

Sound-power level		Octave-frequency band [Hz]								
	Hz	Gen	63	125	250	500	1000	2000	4000	8000
L _{WA} to environment	dBA	82	73	71	75	78	76	71	65	61

VENTS OV / OVK



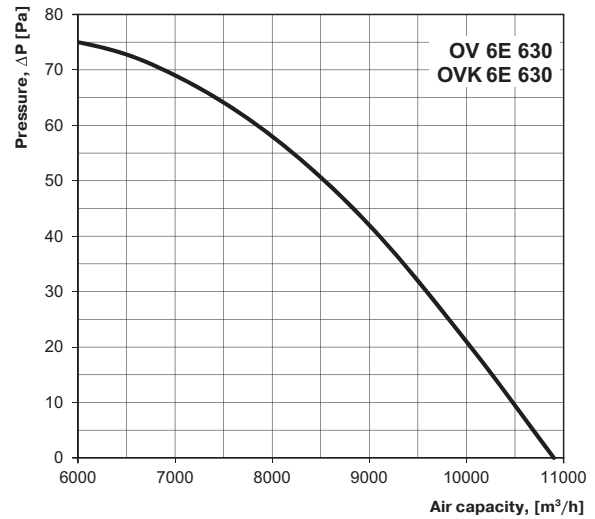
OV / OVK 4D 550

Sound-power level		Octave-frequency band [Hz]								
	Hz	Gen	63	125	250	500	1000	2000	4000	8000
L _{WA} to environment	dBA	84	75	79	72	76	71	77	69	68

OV / OVK 4D 630

Sound-power level		Octave-frequency band [Hz]								
	Hz	Gen	63	125	250	500	1000	2000	4000	8000
L _{WA} to environment	dBA	78	75	69	70	74	74	69	65	64

VENTS OV / OVK



OV / OVK 6E 630

Sound-power level		Octave-frequency band [Hz]								
	Hz	Gen	63	125	250	500	1000	2000	4000	8000
L _{WA} to environment	dBA	75	51	56	61	65	67	66	60	54