

## Connected Home Hub

GTW100ZB



### To create Zigbee system and control connected Zigbee devices

- Mains-powered hub AC 230 V (with external power adapter SA68-050100V)
- Wireless communication based on Zigbee 3.0
- Support of Ethernet and WLAN connection
- Bridge between Internet and Zigbee networks
- Easy binding with mobile application "Connected Home" (downloadable from Google Play™ or Apple App Store®)
- LED indication of power and network connection state

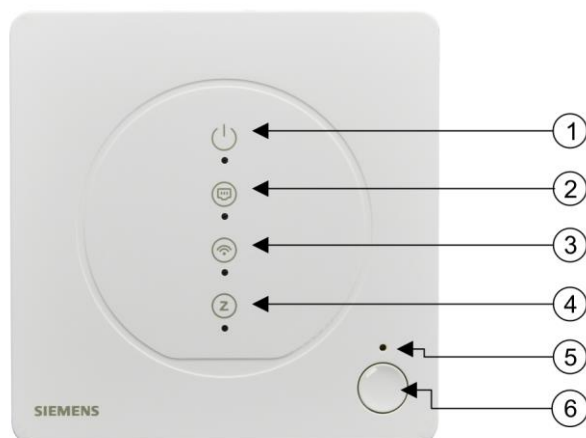
## Use

- Part of Siemens Connected Home ecosystem
- Used with the mobile application to add and control RCR110.2ZB, SSA911.02ZB, RDZ100ZB, RDZ101ZB and other devices in the system
- Typical application:
  - Residential apartments
  - Single family homes

## Functions

- Different LED behaviors to indicate:
  - Status of power connection, Ethernet connection, WLAN connection and Zigbee connection
  - Device restart
  - Device reset via the mobile application
  - Factory reset
- Remotely configurable using the mobile application
- Remotely controllable of devices on Zigbee network using the mobile application
- Restartable when the hub crashes or encounters unknown errors
- Factory resettable to erase all data including device configurations and device list

## Technical design/mechanical design



No.	Description
1	Power LED
2	Ethernet LED
3	WLAN LED
4	Zigbee LED
5	Factory reset hole
6	<ul style="list-style-type: none"> <li>• Restart button: Press and hold down the button for 10 seconds to restart the hub.</li> <li>• Binding button: Press and hold down the button for six seconds to bind the hub with a created account in the mobile application. The binding process adds the hub to the mobile application. It is initiated from the mobile application end.</li> </ul>

## Type summary

Type	Stock number	Description
GTW100ZB	S55772-T109	Connected Home Hub

## Ordering

When ordering, indicate product number, stock number and description.

## Inbox item

Items	Quantity
GTW100ZB	1
Power adapter	1
USB charge-only cable	1
Mounting instructions	1

## Equipment combinations

### Connected Home Receiver

Product number	Stock number	Description
RCR110.2ZB	S55772-T110	Connected Home Receiver

### Wireless actuator

Product number	Stock number	Description
SSA911.02ZB	S55181-A105	Radiator Valve act. Zigbee

### Wired/wireless thermostat

Product number	Stock number	Description
RDZ100ZB	S55772-T113	Connected Home Thermostat wired
RDZ101ZB	S55772-T114	Connected Home Thermostat wireless

## Accessories

A power adapter and USB charge-only cable are supplied with each GTW100ZB.

## Product documentation




Title	Document ID
Mounting instructions	A6V12694180
Quick start guide	A6V12694177

Title	Document ID
CE declaration	A5W00218222A
UKCA declaration	A5W00218223A
Product environmental declaration	A5W00217286A

Related documents such as environmental declarations, CE declarations, and so on, can be downloaded at: <http://siemens.com/bt/download>.

## Notes

### Safety

 <b>CAUTION</b>	
	<b>National safety regulations</b> Failure to comply with national safety regulations may result in personal injury and property damage.
	<ul style="list-style-type: none"> <li>Observe national provisions and comply with the appropriate safety regulations.</li> </ul>
	<b>For indoor use only</b>
	The hub is for indoor use only. Do not place it outdoors.

### Mounting

- Place the hub near a power outlet.
- Place the hub at least 15 cm above the ground.
- There must be sufficient clearance around the power outlet to ensure that the power adapter can be easily plugged in and removed.
- Put the Ethernet and power supply cables out of the way to avoid danger of tripping.
- Keep the hub out of the reach of people (including children) whose physical, sensory or mental capabilities, knowledge or experience prevents them from using the hub safely without supervision or instructions.
- Avoid placing the hub inside or near metal or sources of radio or electromagnetic energy or interference, for example, do not place it under or on top of a WLAN router.
- Do not put the hub on metal surfaces.
- Do not put the hub near large metal structures or other construction elements with fine metal meshes like special glass or special concrete.
- Do not put the hub in a location where it is exposed to dripping water, moisture or excessive heat.
- The local regulations for electrical installations must be complied with.
- To maintain compliance with the RF exposure requirement, a separation distance of 20 cm between the device and the human should be maintained.

### Installation

Place the GTW100ZB at a suitable location and then plug in the power adapter.

### Commissioning

Prior to commissioning, ensure that the power adapter and Ethernet cable (if used) are correctly connected.

### Maintenance

The device is designed for maintenance-free operation.

### Software license overview

These devices use Open Source Software (OSS). All Open Source Software components used in the product (including copyrights and licensing agreement) are available at <http://siemens.com/bt/download>.

Firmware version	OSS document ID	Device
2.0.7	A6V13038924	GTW100ZB

## Disposal



This symbol or any other national label indicate that the product, its packaging, and, where applicable, any batteries may not be disposed of as domestic waste. Delete all personal data and dispose of the item(s) at separate collection and recycling facilities in accordance with local and national legislation.  
For additional details, refer to [Siemens information on disposal](#).

## Warranty

Technical data on specific applications are valid only together with Siemens products listed under Equipment combinations [► 3].

**When using the hub with third-party devices, users are responsible for ensuring correct functioning. In that case, Siemens assumes no responsibility for any service and warranty.**

**The power adapter and USB cable are exclusively designed for GTW100ZB. Siemens rejects any and all warranties in the event they are used with other third-party products.**

## Technical data - power adapter

Input characteristics	
Rated input voltage	AC 100...240 V
Operation range	AC 90...264 V
Rated input frequency	47...63 Hz
Input current	Max. 0.2 A at AC 100 V input & max. load
Standby power consumption	≤ 0.1 W at AC 230 V input & no load

Output characteristics	
Rated output voltage	5 V
Representative current	1 A
Output voltage range	DC 4.9...5.4 V
Turn on delay time	Max. 3 seconds at AC 100 V & max. load

Cable length	
Length of prefabricated connecting cable	1.5 m

## Technical data - GTW100ZB

Power supply	
Operating voltage	DC 5 V
Power consumption	5 W

Interfaces	
Ethernet	Plug: 1 x RJ45 Cable: CAT 5 or CAT 5e, non-shielding Interface type: 100BASE-TX, IEEE 802.3 compatible Bit rates: 10/100 Mbps, auto-sensing
Zigbee	Communication standard: Based on Zigbee 3.0 Zigbee channels: 11...26 Frequency: 2.4...2.485 GHz Maximum radio-frequency power: 12 dBm
WLAN	Interface type: Wireless access point Supported standards: IEEE 802.11 b/g Frequency band: 2.4...2.485 GHz WLAN channels: 1...13 Maximum radio-frequency power: 18 dBm Distance (unobstructed field): Min. 5 m (16 ft)

## General technical specification

Ambient conditions and protection classification	
Safety class	Power adapter: Class II Hub: Class III
Degree of protection of housing as per EN 60529	IP30 (excluding power adapter)
Classification	
Function of automatic control devices Operation altitude Degree of pollution Overvoltage category	< 3,000 m 2 II for the power adapter and I for the hub
Climatic ambient conditions	
Transport (packaged for transport) as per EN 60721-3-2 Storage as per EN 60721-3-1 Operation as per EN 60721-3-3	Transport/Storage: Temperature -25...70 °C (-13... 158 °F) Air humidity 5...95 % r.h. (non-condensing) Operation: Temperature 0...50 °C (32... 122 °F) Air humidity 5...95 % r.h. (non-condensing)
Mechanical ambient conditions	
Transport as per EN 60721-3-2 Operation as per EN 60721-3-3	Class 2M2 Class 3M2

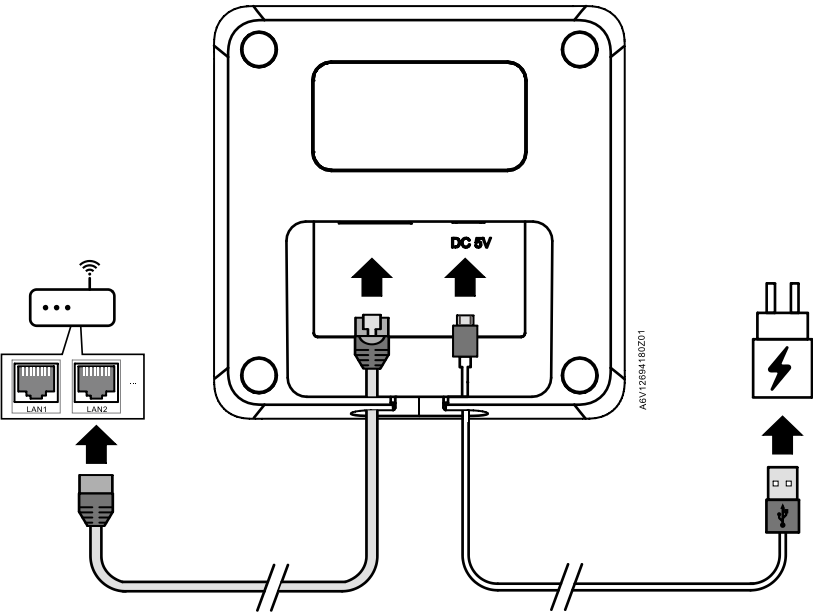
Standards, directives and approvals	
EU conformity (CE)	A5W00218222A <sup>1)</sup>
UKCA	A5W00218223A <sup>1)</sup>
Environmental compatibility	The product environmental declaration A5W00217286A <sup>1)</sup> contains data on environmentally compatible product design and assessments (RoHS compliance, materials composition, packaging, environmental benefit, disposal).

\* The documents can be downloaded from <http://siemens.com/bt/download>.

General	
Hub with box, user document and accessory	285 g
Hub with accessory (power adapter and USB cable)	223.5 g
Housing color	Ivory white

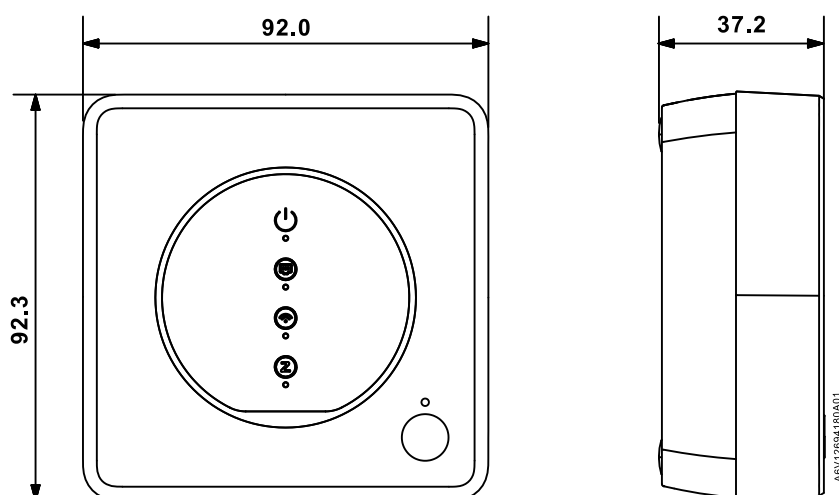
# Diagram

## Connection diagram

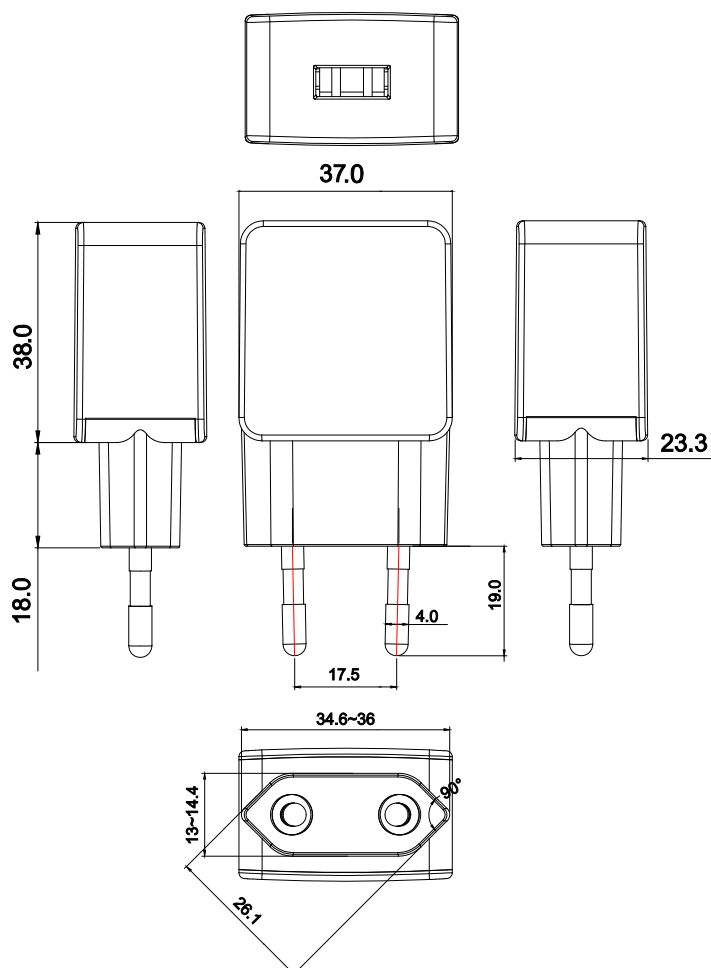




## GTW100ZB



## Power adapter



## Regulatory compliance information

### Radio equipment directive

The equipment uses harmonized frequency in Europe and complies with Radio Equipment Directive 2014/53/EU (formerly 1999/5/EC).