

VENTS LD Fresh time Series



Axial fans
for exhaust ventilation
with a built-in clock and capacity
up to 310 m³/h

Applications

- Continuous or periodic exhaust ventilation of bathroom, showers, kitchens and other utility spaces.
- Ventilation shaft mounting or duct connection.
- Low to medium air flow motion for short distances at low air resistance.
- Compatible with Ø 100, 125, 150 mm air ducts.

Design

- A battery-powered quartz clock is built into the fan casing.
- Both Arabic and Roman hour plates are available on the front panel.
- Modern design and aesthetic look.
- The casing and the impeller are made of high-quality durable ABS plastic, UV resistant.
- The intellectual impeller design makes the fan efficiency high and the service life long.
- Protection rating IP 34.

Motor

- Reliable and low-watt electric motor.
- Designed for continuous operation and requires no maintenance.
- Equipped with overheating protection.

Modifications and Options

LD Fresh time R – fan with a Roman hour plate.



LD Fresh time K – fan is equipped with a backdraft damper for back flow preventing.



LD Fresh time L – the motor is equipped with ball bearings for long service life (appr. 40 thousand hours) and fan mounting at any angle. The bearings are maintenance-free and contain enough grease for the entire operating period.



LD Fresh time turbo – high-powered motor.



LD Fresh time 12 – modification with low-voltage motor. 12 V AC power supply.



LDT Fresh time – equipped with a regulated timer with the operating time from 2 to 30 minutes.



LDTH Fresh time – equipped with a timer with the operating time from 2 to 30 minutes and a humidity sensor with the threshold value from 60 to 90%.



LDV Fresh time – equipped with a pull cord switch.



LDVT Fresh time – equipped with a pull cord switch and a regulated timer with the operating time adjustable from 2 to 30 minutes.



LDVTH Fresh time – equipped with a pull cord switch, regulated timer with the operating time adjustable from 2 to 30 minutes and a humidity sensor with the operating threshold range from 60% to 90%.

Control

Manual:

- The fan is controlled by a room light switch. It is not included in the delivery package.
- Speed control is possible through a thyristor speed controller (see Electrical Accessories). Several fans may connected to the same regulator unit.

Automatic:

- By the electronic control unit **BU-1-60** (see Electrical Accessories). The control unit is supplied separately.
- By the timer **T** (the built-in run-out timer enables the fan operation within 2 to 30 minutes after the fan switching off).
- By the humidity sensor and timer **TH** (if the humidity level in the room exceeds the sensor threshold adjustable value within 60-90% the fan switches automatically on and operates until the humidity level drops to the standard level, after that the fan continues operating within the time period according to the timer setting, then shuts down).

Mounting features

- The fan is mounted directly into the ventilation shaft.
- Flexible duct application is recommended in case of remote location of the ventilation shaft. The air duct is connected to the fan exhaust flange through a clamp.
- Fixed to wall by self-tapping screws.
- For 12 V low-voltage motor fan connection to 220 V / 50 Hz power mains use the step-down transformer TRF 220/12-25 that is available upon separate order.

Accessories

Air ducts



Grilles and hoods



Backdraft damper



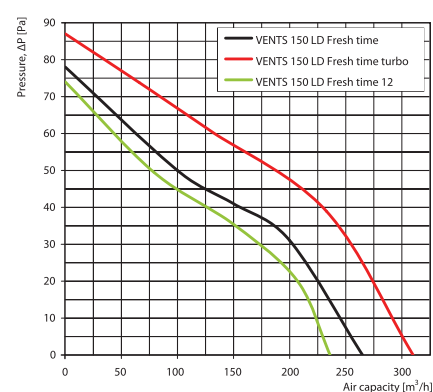
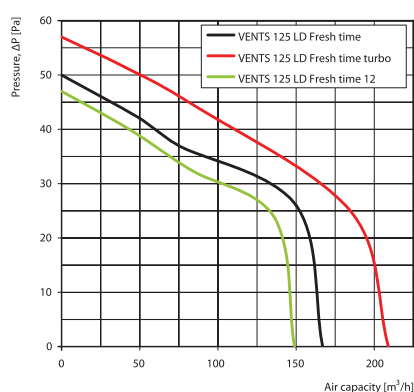
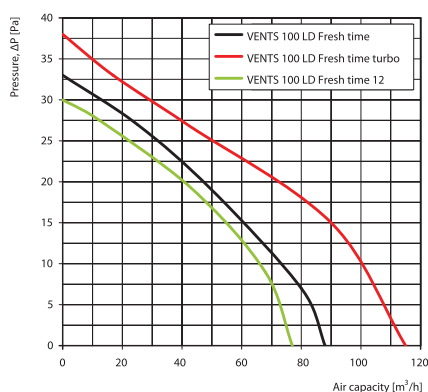
Speed controllers



Clamps



Aerodynamic characteristics



Technical data

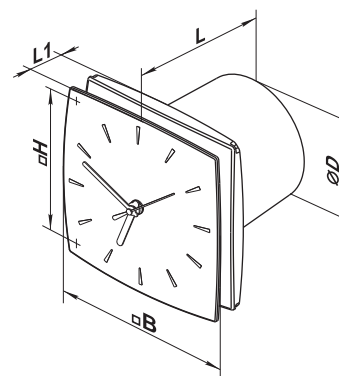
Model	Voltage [V] at 50 Hz	Power Consumption [W]	Current [A]	r.p.m.	Maximum air capacity [m³/h]	Sound Pressure Level at 3 m [dB(A)]	Weight [kg]
VENTS 100 LD Fresh time	220-240	14	0,085	2300	88	33	0,60
VENTS 125 LD Fresh time	220-240	16	0,1	2400	167	34	0,74
VENTS 150 LD Fresh time	220-240	24	0,13	2400	265	37	0,96
VENTS 100 LD Fresh time turbo	220-240	16	0,1	2300	115	36	0,68
VENTS 125 LD Fresh time turbo	220-240	24	0,105	2400	209	36	0,84
VENTS 150 LD Fresh time turbo	220-240	30	0,13	2400	310	39	1,10
VENTS 100 LD Fresh time 12	12	14	1,5	2200	77	32	0,59
VENTS 125 LD Fresh time 12	12	16	1,7	2300	149	33	0,72
VENTS 150 LD Fresh time 12	12	24	2	2300	236	36	0,92

Mounting example



Overall dimensions

Model	Dimensions [mm]				
	Ø D	B	H	L	L1
VENTS 100 LD Fresh time	100	152	120	135	40
VENTS 125 LD Fresh time	125	175	140	145	44
VENTS 150 LD Fresh time	150	205	165	164	46



Certificates



The fans meet the applicable safety and electromagnetic compatibility standards.