

Sanicubic 1

grey water, waste water

The Sanicubic 1 lifting station is designed for use in a single property (house, small commercial premises) and collects all waste water from toilets, bathrooms, kitchens and laundry rooms. The unit uses the Pro X K2 grinding technology and removes waste water through 50 mm diameter discharge pipe.



PERFORMANCES

- Max. Head (Q0) : 13 m
- Max. flow rate : 15 m³/h

PRODUCT BENEFITS

- Floor standing solution – easy to install
- Easy access for maintenance
- 4 inlets, 2 of which are side inlets
- Less chance of clogging due to Pro X K2 grinder technology
- Discharge in 50 mm ext. pipe
- Maximum temperature of incoming waste water: 70°C (max 5 mins)



DELIVERED AS STANDARD

Wired alarm box



OPTIONAL

Slice gate valve DN50



3308815061030
DN50

Slice gate valve DN100



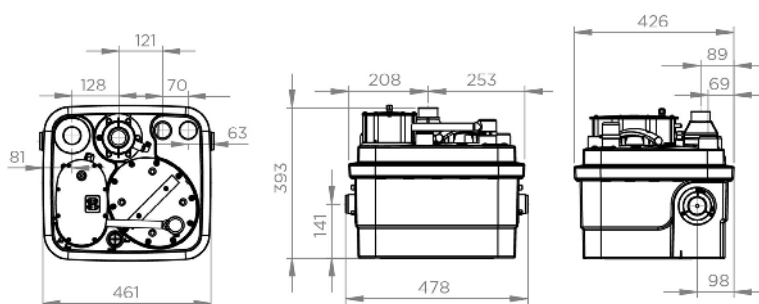
3308815061023
VANNEDN100

Sanicubic carbon filter

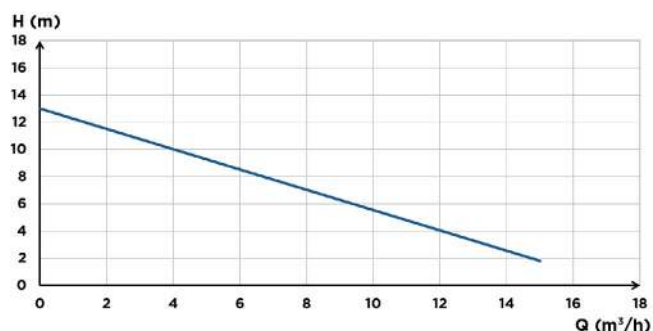


3308815077529
FILTRECUBICSFA


DIMENSIONS



CURVE



CONNECTIONS



	Sanicubic 1
Type of activation	pneumatic
Material	
Tank	PP
Pump housing	PA 12 GF
Motor housing	PA 12 GF
Impeller	PP GF
Electrical features	
Voltage (V)	230
Frequency (Hz)	50-60
Power consumption P1 (W)	1500
Power output P2 (W)	1050
Mode of operation	S3 30 %
IP Rating	IP67
Hydraulics	
Max. Head (Q0) (m)	13
Max. flow rate (m³/h)	15
External inlet diameter (mm)	40, 50, 100, 110
Discharge diameter ext. (mm)	50
Ext. ventilation diameter (mm)	50
Total volume (L)	32
Useable volume (L)	10
ON Level /OFF level (mm)	140/70
Alarm level (mm)	210
Max. temperature of the pumped liquid (5 min)	70 °C
Type of impeller	Pro X K2 grinder
Identification and logistics	
Gross weight (kg)	20
EAN code	3308815074429
Product code	CUBIC1NM

Sanicubic 1 WP

grey water, waste water

Sanicubic 1 and 1 WP are stations designed for individual use (pavilion, small commercial premises) and collect all waste water from toilets, bathrooms, kitchens or laundry rooms. They benefit from the Pro X K2 grinding technology evacuating waste water a small 50 mm diameter ext. pipe. The WP IP 68 version is delivered with a remote control box and a wired audible and visual alarm.



PERFORMANCES

- Max. Head (Q0) : 13 m
- Max. flow rate : 15 m³/h

PRODUCT BENEFITS

- Easily accessible with removable motors and level sensors for ease of maintenance
- Alternating operation of the 2 pumps
- 4 inlets, 2 of which are side inlets
- Less chance of clogging due to the Pro X K2 grinder technology
- Discharge in 50 mm ext. Pipe



BVCCert. 69453344



DELIVERED AS STANDARD

Classic control box



Wired alarm box



OPTIONAL

Slice gate valve DN50



3308815061030
DN50

Slice gate valve DN100



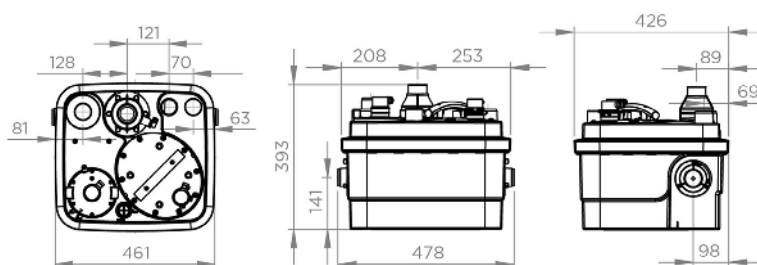
3308815061023
VANNEDN100

Sanicubic carbon filter

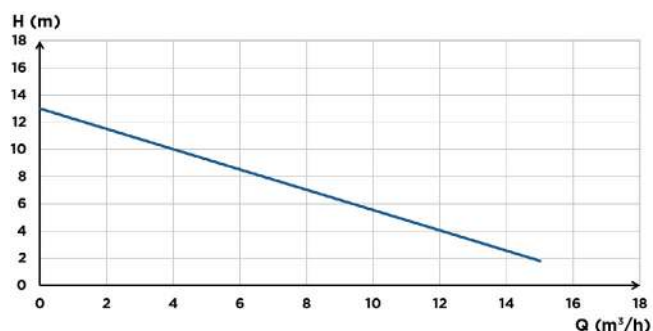


3308815077529
FILTRECUBICSFA

DIMENSIONS



CURVE



CONNECTIONS



- ➡ External inlet diameter : 40, 50, 100, 110 mm
- ➡ Discharge diameter ext. : 50 mm
- ↔ Ext. ventilation diameter : 50 mm

	Sanicubic 1 WP
Type of activation	pneumatic
Type of control box	Classic
Material	
Tank	PP
Pump housing	PA 12 GF
Motor housing	PA 12 GF
Impeller	PP GF
Electrical features	
Tension (V)	230
Frequency (Hz)	50-60
Power consumption P1 (W)	1500
Power output P2 (W)	1050
Mode of operation	S3 30 %
IP Rating	IP68
Hydraulics	
Max. Head (Q0) (m)	13
Max. flow rate (m³/h)	15
External inlet diameter (mm)	40, 50, 100, 110
Discharge diameter ext. (mm)	50
Ext. ventilation diameter (mm)	50
Total volume (L)	32
Useable volume (L)	10
ON Level /OFF level (mm)	140/70
Alarm level (mm)	210
Max. temperature of the pumped liquid (5 min)	70 °C
Type of impeller	Pro X K2 grinder
Identification and logistics	
Gross weight (kg)	23
EAN code	3308815074436
Product code	CUBIC1IP68NM

Sanicubic 2 Classic

grey water, waste water

Sanicubic 2 Classic is a two pumps station designed for the lifting of waste water from individual houses, small businesses or light commercial premises such as restaurants or pubs.

It uses the Pro X K2 macerator technology which removes waste water through a 50 mm diameter discharge pipe. The two pumps work alternately. The 5 inlets, 2 of which are side inlets, allow great flexibility in the installation of sanitary ware.



PERFORMANCES

- Max. head : 13 m
- Max. flow rate : 15 m³/h

PRODUCT BENEFITS

- Easily accessible with removable motors and level sensors for ease of maintenance
- Alternating operation of the 2 pumps
- 5 inlets, 2 of which are side inlets
- Less chance of clogging due to the Pro X K2 grinder technology
- Discharge in 50 mm ext. pipe



DELIVERED AS STANDARD

Classic control box



Wired alarm box



OPTIONAL

Slice gate valve DN50



3308815061030
DN50

Slice gate valve DN100



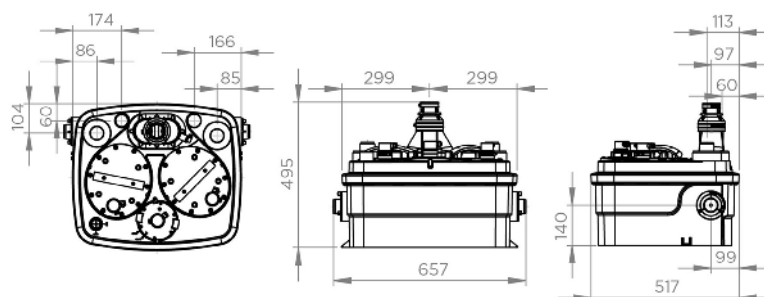
3308815061023
VANNEDN100

Sanicubic carbon filter

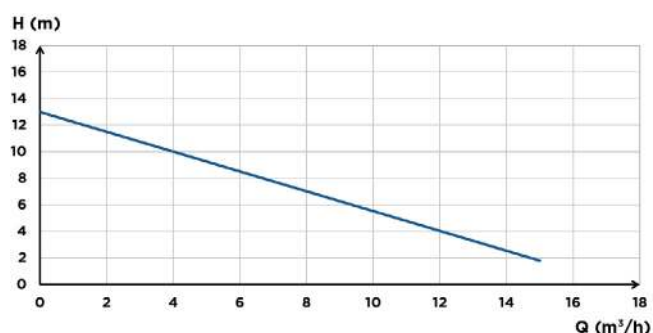


3308815077529
FILTRECUBICSFA


DIMENSIONS



CURVE



CONNECTIONS



- ➡ External inlet diameter : 40, 50, 100, 110 mm
- ➡ Discharge diameter ext. : 50 mm
- ↔ Ext. ventilation diameter : 50 mm

	Sanicubic 2 Classic
Type of activation	pneumatic
Type of control box	Classic
Material	
Tank	PP
Pump housing	PA 12 GF
Motor housing	PA 12 GF
Impeller	PP GF
Electrical features	
Voltage (V)	230
Frequency (Hz)	50-60
Power consumption P1 (W)	1500
Power output P2 (W)	1050
Mode of operation	S3 50 %
IP rating	IP68
Hydraulics	
Max. head (m)	13
Max. flow rate (m³/h)	15
External inlet diameter (mm)	40, 50, 100, 110
Discharge diameter ext. (mm)	50
Ext. ventilation diameter (mm)	50
Total volume (L)	45
Useable volume (L)	17.5
ON level /OFF level (mm)	140/70
Alarm level (mm)	210
Max. temperature of the pumped liquid (5 min)	70 °C
Type of impeller	Pro X K2 grinder
Identification and logistics	
Gross weight (kg)	35
EAN code	3308815074443
Product code	R4LCIP68NM

Sanicubic 2 Pro

BRUSHLESS
MOTOR

grey water, waste water

The Sanicubic 2 Pro, 2 Pro Smart and 2 Pro Smart Brushless are two pumps stations designed for the lifting of waste water from individual houses, small businesses or light commercial premises such as restaurants or pubs. They use the Pro X K2 macerator technology which removes waste water through a 50 mm diameter discharge pipe. The two pumps work alternately. The 5 inlets, 2 of which are side inlets, allow great flexibility in the installation of sanitary ware.



PERFORMANCES

- HMT max. : 13 m
- Débit max. : 15 m³/h

PRODUCT BENEFITS

- Easily accessible with removable motors and level sensors for ease of maintenance
- Alternating operation of the 2 pumps
- 5 inlets, 2 of which are side inlets
- Less chance of clogging due to the Pro X K2 grinder technology
- Discharge in 50 mm ext. pipe
- Smart control box available for the Sanicubic 2 Pro, 2 Pro Smart and 2 Pro Smart Brushless



DELIVERED AS STANDARD

Classic control box



Sanicubic 2 Pro

HF alarm



Wired alarm box



Smart control box



Sanicubic 2 Pro Smart &
Sanicubic 2 Pro Smart Brushless

OPTIONAL

Slice gate valve DN50



3308815061030
DN50

Slice gate valve DN100



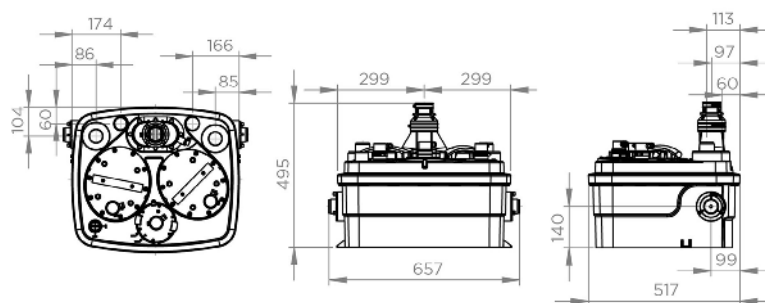
3308815061023
VANNEDN100

Sanicubic carbon filter

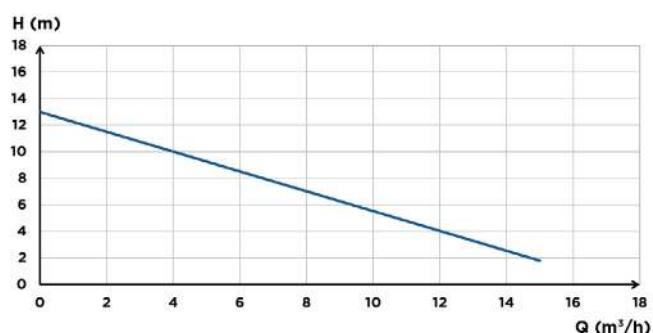


3308815077529
FILTRECUBICSFA

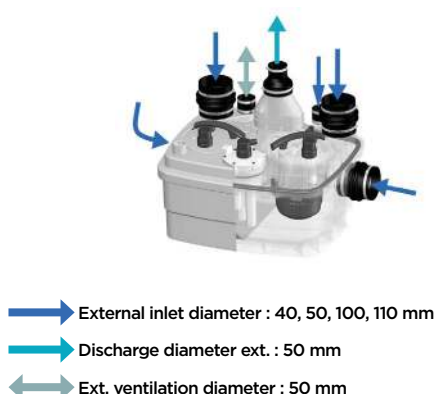
DIMENSIONS



CURVE



CONNECTIONS



	Sanicubic 2 Pro	Sanicubic 2 Pro Smart	Sanicubic 2 Pro Smart Brushless
Type of activation	pneumatic	pneumatic	pneumatic
Type of control box	Classic	Classic	Classic
Material			
Tank	PP	PP	PP
Pump housing	PA 12 GF	PA 12 GF	PA 12 GF
Motor housing	PA 12 GF	PA 12 GF	PA 12 GF
Impeller	PP GF	PP GF	PP GF
Electrical features			
Voltage (V)	230	230	230
Frequency (Hz)	50-60	50-60	50-60
Power consumption P1 (W)	1500	1500	1500
Power output P2 (W)	1050	1050	1050
Mode of operation	S3 50 %	S3 50 %	S3 50 %
IP rating	IP68	IP68	IP68
Hydraulique			
Max. head (m)	13	13	13
Max. flow rate (m³/h)	15	15	15
External inlet diameter (mm)	40, 50, 100, 110	40, 50, 100, 110	40, 50, 100, 110
Discharge diameter ext. (mm)	50	50	50
Ext. ventilation diameter (mm)	50	50	50
Total volume (L)	45	45	45
Useable volume (L)	17.5	17.5	17.5
ON level /OFF level (mm)	140/70	140/70	140/70
Alarm level (mm)	210	210	210
Max. temperature of the pumped liquid (5 min)	70 °C	70 °C	70 °C
Type of impeller	Pro X K2 grinder	Pro X K2 grinder	Pro X K2 grinder
Identification and logistics			
Gross weight (kg)	35	35	35
EAN code	3308815074450	3308815075457	3308815085166
Product code	R4STDIP68NM	R4STDIP68NMSMART	R4BLDCIP68NM

Sanicubic 1 VX

grey water, waste water

The Sanicubic 1 VX is a lifting station with 1 vortex pump. It is designed for lifting waste water from houses or small commercial premises. The Sanicubic 1 VX has direct and safe access to the motor and level sensors. The lifting station comes with a classic control box and a wired alarm.



PERFORMANCES

- Max. Head (Q0) : 13.5 m
- Max. flow rate : 40 m³/h

PRODUCT BENEFITS

- Floor standing for easy installation
- Easy access for maintenance 3 inlets
- Vortex technology
- Direct and safe access to the motor
- Comes with classic control box
- Comes with wired alarm



DELIVERED AS STANDARD

Classic control box



Wired alarm box



OPTIONAL

Slice gate valve DN50



3308815061030
DN50

Slice gate valve DN100



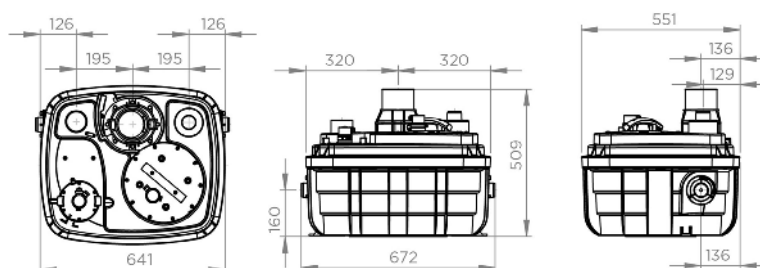
3308815061023
VANNEDN100

Sanicubic carbon filter XL

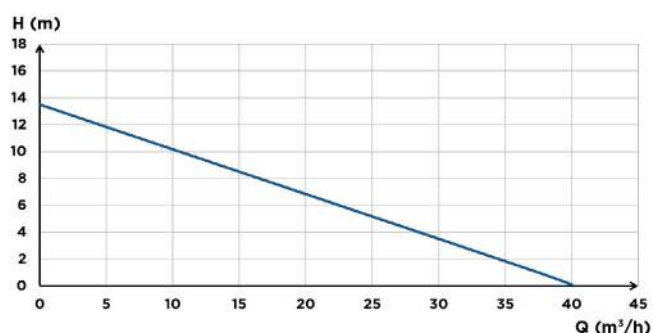


3308815076874
FILTRECUBICXLSFA


DIMENSIONS



CURVE



CONNECTIONS



- ➡ External inlet diameter : 40, 50, 100, 110, 125 mm
- ➡ Discharge diameter ext. : 90/110 mm
- ↔ Ext. ventilation diameter : 75 mm

	Sanicubic 1 VX S
Type of activation	Pneumatic
Type of control box	Classic
Material	
Tank	PP GF
Pump housing	PA 12 GF
Motor housing	PA 12 GF
Impeller	PPO GF
Electrical features	
Voltage (V)	230
Frequency (Hz)	50-60
Power consumption P1 (W)	2000
Power output P2 (W)	1400
Mode of operation	S3 15 %
IP rating	IP68
Hydraulics	
Max. head (m)	13.5
Max. flow rate (m³/h)	40
External inlet diameter (mm)	40, 50, 100, 110, 125
Discharge diameter ext. (mm)	90/110
Ext. ventilation diameter (mm)	75
Total volume (L)	60
Useable volume (L)	21
ON level /OFF level (mm)	165/95
Alarm level (mm)	235
Particle size (mm)	50
Max. temperature of the pumped liquid (5 min)	70 °C
Type of impeller	vortex
Identification and logistics	
Gross weight (kg)	30
EAN code	3308815077611
Product code	CUBIC1XLVX

Sanicubic 2 VX

grey water, waste water

The Sanicubic 2 VX lifting station is designed for lifting waste water from shops, private homes and public buildings. It comes with two vortex pumps leaving a free passage of 50 mm. The 5 inlets allow the connection of several items of sanitaryware or kitchen appliances. Sanicubic 2 VX is available in single-phase or three-phase. The lifting station comes with a remote control box and alarm or with the smart control box and alarm.



PERFORMANCES

- Max. Head (Q0) : 16 m
- Max. flow rate : 55 m³/h

PRODUCT BENEFITS

- Floor standing for easy installation
- Easily accessible for maintenance
- 5 inlets, 2 of which are side inlets
- 2 vortex motors
- Single phase or three phase
- Alternating motor operation



DELIVERED AS STANDARD

Classic control box



Wired alarm box



Smart control box



OPTIONAL

Slice gate valve DN50



3308815061030
DN50

Slice gate valve DN100



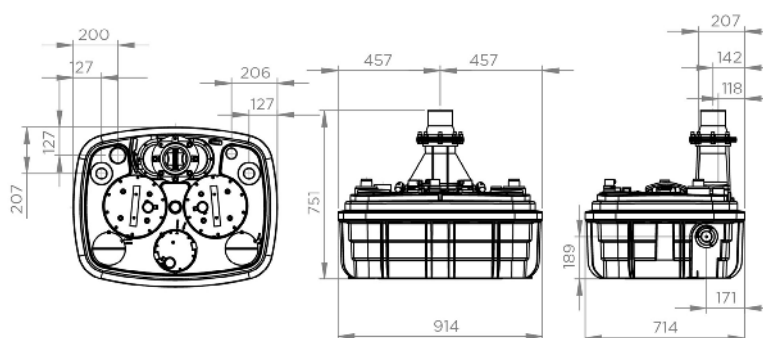
3308815061023
VANNEDN100

Sanicubic carbon filter XL

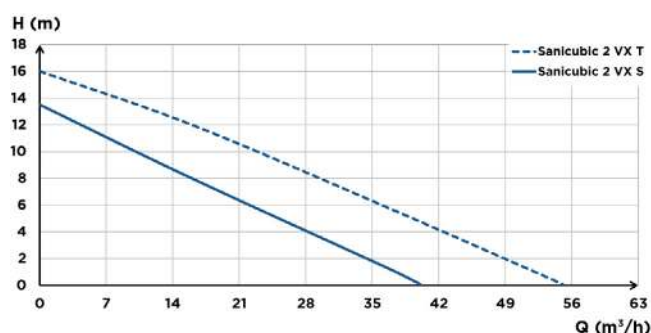


3308815076874
FILTRECUBICXLSFA

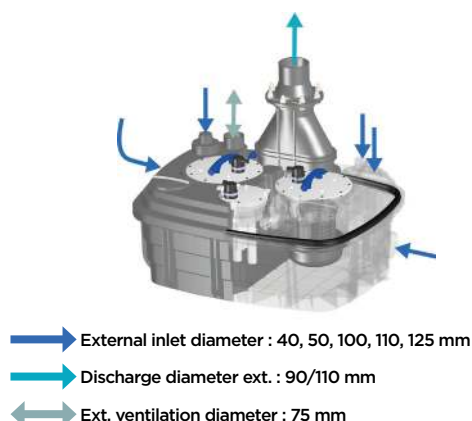
DIMENSIONS



CURVE



CONNECTIONS



	Sanicubic 2 VX S	Sanicubic 2 VX S Smart	Sanicubic 2 VX T Smart
Type of activation	pneumatic	pneumatic	pneumatic
Type of control box	Classic	Classic	Classic
Material			
Tank	PP GF	PP GF	PP GF
Pump housing	PA 12 GF	PA 12 GF	PA 12 GF
Motor housing	PA 12 GF	PA 12 GF	PA 12 GF
Impeller	PPO GF	PPO GF	PPA GF
Electrical features			
Voltage (V)	230	230	400
Frequency (Hz)	50-60	50-60	50-60
Power consumption P1 (W)	2000	2000	3500
Power output P2 (W)	1400	1400	2800
Mode of operation	S3 30 %	S3 30 %	S3 15 %
IP rating	IP68	IP68	IP68
Hydraulics			
Max. head (m)	13.5	13.5	16
Max. flow rate (m³/h)	40	40	55
External inlet diameter (mm)	40, 50, 100, 110, 125	40, 50, 100, 110, 125	40, 50, 100, 110, 125
External discharge diameter (mm)	90/110	90/110	90/110
External ventilation diameter (mm)	75	75	75
Total volume (L)	120	120	120
Useable volume (L)	26	26	26
ON level /OFF level (mm)	165/95	165/95	165/95
Alarm level (mm)	235	235	235
Particle size (mm)	50	50	50
Max. temperature of the pumped liquid (5 min)	70 °C	70 °C	70 °C
Type of impeller	vortex	vortex	vortex
Identification and logistics			
Gross weight (kg)	101	101	102
EAN code	3308815063140	3308815076171	3308815076188
Product code	CUBIC2XLVX	CUBIC2XLVXSMART	CUBIC2XLVXTRISMA