



Electro heating units

Nevada

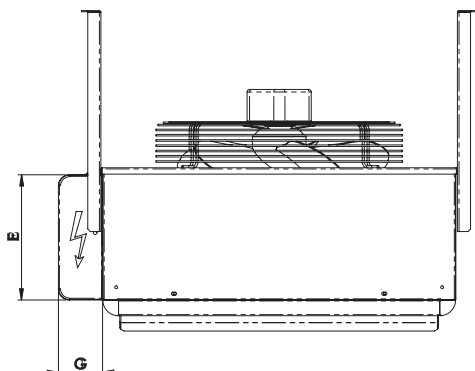
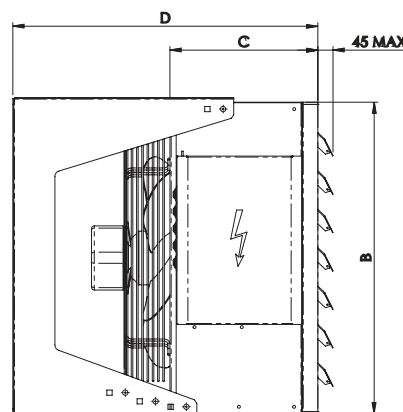
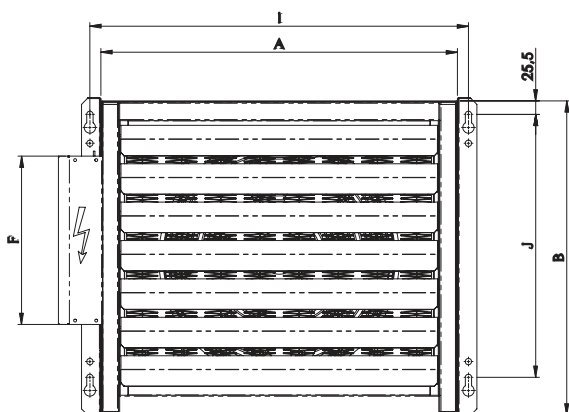
www.stavoklima.eu



Construction description

The heating unit Nevada is intended to heat up the air in sales, industrial and storage spaces. Offering two capacity types we can cover the need to heat up small as far as big objects. Capacity 4,5-20kW/400V.

- Self-contained light-weight construction of galvanized plate coated in RAL 9010.
- Wall mounting of the unit.
- Loose panel with a fan for easy maintenance or cleaning.
- High efficient maintenance-free fans, dynamically and statically balanced with inbuilt overload protection against overheating.
- Electronically regulated exchangers with heating bodies with inbuilt protection against overheating incl. breakdown electronic with connection possibility of a room or outlet thermostat.
- Positioning wall suspensions.
- Variable outlet blades.



TECHNICAL DATA

DIMENSIONS	NEVADA 1-E	NEVADA 2-E
„A“ [mm]	530	670
„B“ [mm]	470	600
„C“ [mm]	290	290
„D“ [mm]	590	590
„E“ [mm]	240	240
„F“ [mm]	320	320
„G“ [mm]	85	85
„I“ [mm]	570	720
„J“ [mm]	380	500

TECHNICAL DATA

CAPACITIES	NEVADA			NEVADA				
	1E - 4,5 kW	1E - 6 kW	1E - 9 kW	2E - 10 kW	2E - 12,5 kW	2E - 15 kW	2E - 17,5 kW	2E - 20 kW
Air volume max. [m³/h.]	2150	2150	3610	3610	3610	3610	3610	3610
Heating capacity of exchanger 400V [kW]	4,5	6	9	10	12,5	15	17,5	20
Outlet temperature Ta [T1= 5°C] [°C]	16	18	17	18	20	22	24	26
Electro exchanger connection [V]	400	400	400	400	400	400	400	400
No. of exchanger sections	2	2	2	2	2	2	2	2
Capacity composition	1,5/4,5 kW	3/6 kW	3/9 kW	5/10 kW	5/12,5 kW	7,5/15 kW	7,5/17,5 kW	7,5/20 kW
Fan voltage [V]	230	230	230	230	230	230	230	230
Fan power inpu [W]	260	260	260	360	360	360	360	360
Fan power cure [A]	1,3	1,3	1,3	1,6	1,6	1,6	1,6	1,6
Noise level max./mid./min. [dB(A)]*	58	58	58	56	56	56	56	56
Weight [kg]	19	19	19	26	26	26	26	28
Control	Econ, DT**	Econ, DT**	Econ, DT**	Econ, DT**	Econ, DT**	Econ, DT**	Econ, DT**	Econ, DT**

* - acoustic data in the distance 5m from the unit; **DT – Ditrionic

Description of controls for electric units

Control: Econ

Control description: Econ is intended for regulating of Nevada heater with possibility of connecting of external elements (door contact, room or outlet thermostat). There is a protective electro-plate against overheating as a part of the unit with automatic fan stop delay.

Dimensions: w. 71 x h. 71 x d. 25

The control is intended only for wall mounting. IP20



Tablet of cables and protection			
FA1	1 X 16A/C	WL1	3Cx 1,5 (2,5)
FA2	see tablet EO	WL2	see tablet EO
FA3	see tablet EO	WL3	see tablet EO

Electro units - wiring

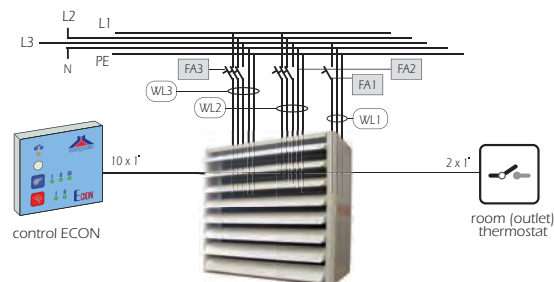






Table of cable and protection for electric units (EO)				
electro heater	cable (WL2)	circuit breaker (FA2)	cable (WL3)	circuit breaker (FA3)
4,5 kW	5C x 2,5	3 x 10 A/B	5C x 2,5	3 x 10 A/B
6 kW	5C x 2,5	3 x 10 A/B	5C x 2,5	3 x 10 A/B
9 kW	5C x 2,5	3 x 10 A/B	5C x 4	3 x 16 A/B
10 kW	5C x 4	3 x 16 A/B	5C x 4	3 x 16 A/B
12,5 kW	5C x 4	3 x 16 A/B	5C x 4	3 x 16 A/B
15 kW	5C x 4	3 x 16 A/B	5C x 4	3 x 16 A/B
17,5 kW	5C x 4	3 x 16 A/B	5C x 6	3 x 25 A/B
20 kW	5C x 4	3 x 16 A/B	5C x 6	3 x 25 A/B

Functions of Econ control:

	Free potential door contact incl. adjustable time delay	standard		small control dimensions, wall mounting, ergonomic design	standard
	Connection Master/slave	not possible		room thermostat controlled via external remote control	standard

Control DITRONIC (PLUS)

Control description:

Control Ditrionic is a processor regulator of new generation, equipped with lots of additional functions in standard equipment. Because of its design and big blue display it is suitable for all kinds of interiors (from basic to the comfort ones). The control is equipped with several levels, from basic one, for easy control to user settings on customer wish. It is also possible to configure the control via PC and USB port (Ditrionic plus).

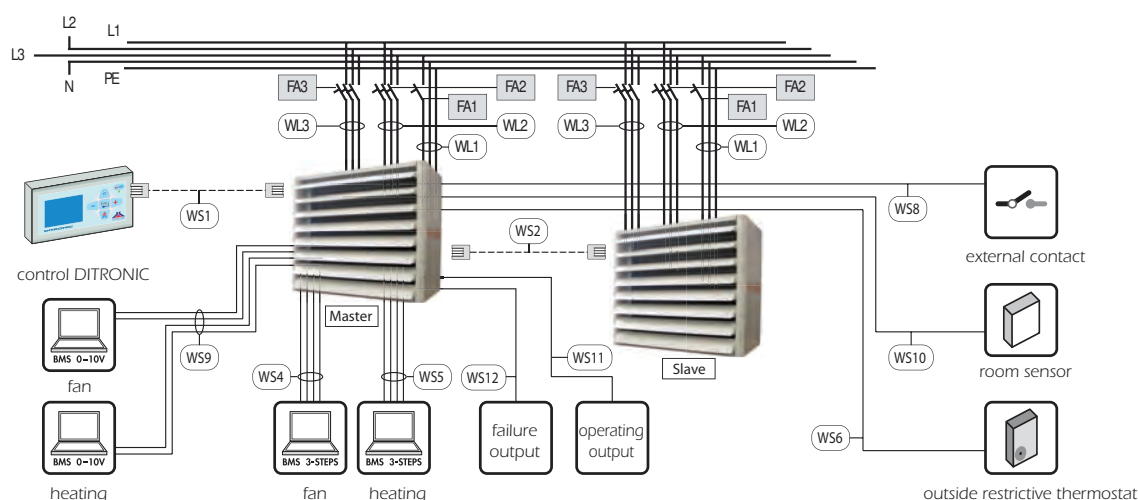
Dimensions:

DITRONIC – w. 148 x h. 80 x d. 33 [mm]

DITRONIC PLUS – w. 148 x h. 80 x d. 33 [mm]

The control is intended for wall mounting IP 20.

Control connection via cable with pressed connector RJ 45 see pic.



Tablet of cables and protection

FA1	1 x 16A/C	WL2	See tablet .EO	WS3	4 x 2 x 0,5	WS7	2A x 1(1,5)	WS11	2A x 1(1,5)
FA2	See tablet .EO	WL3	See tablet .EO	WS4	5D x 1(1,5)	WS8	2A x 1(1,5)	WS12	2D x 1(1,5)
FA3	See tablet .EO	WS1	4 x 2 x 0,5	WS5	5D x 1(1,5)	WS9	5D x 1(1,5)	WS13	4 x 2 x 0,5
WL1	3C x 1,5(2,5)	WS2	4 x 2 x 0,5	WS6	2A x 1(1,5)	WS10	2A x 1(1,5)	-	-

Tablet of electro heater (EO)

Electro heater	cable (WL2)	circuit breaker (FA2)	cable (WL3)	circuit breaker (FA3)	Electro heater	cable (WL2)	circuit breaker (FA2)	cable (WL3)	circuit breaker (FA3)
4,5kW	5Cx2,5	3x10A/B	5Cx2,5	3x10A/B	12,5kW	5Cx4	3x16A/B	5Cx4	3x16A/B
6kW	5Cx4	3x16A/B	5Cx4	3x16A/B	15kW	5Cx4	3x16A/B	5Cx4	3x16A/B
9kW	5Cx4	3x16A/B	5Cx4	3x16A/B	17,5kW	5Cx4	3x16A/B	5Cx6	3x25A/B
10kW	5Cx4	3x16A/B	5Cx4	3x16A/B	20kW	5Cx4	3x16A/B	5Cx6	3x25A/B

Order key:

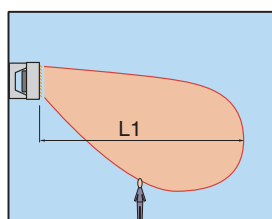
Nevada - 1 - E6

1; 2

„1“ - capacity type 1
„2“ - capacity type 2

E 4,5 / 400 V - Electro exchanger 400V - 4,5 kW; Nevada 1
E 6,0 / 400 V - Electro exchanger 400V - 6,0 kW; Nevada 1
E 9,0 / 400 V - Electro exchanger 400V - 9,0 kW; Nevada 1
E 10,0 / 400 V - Electro exchanger 400V - 10,0 kW; Nevada 2
E 12,5 / 400 V - Electro exchanger 400V - 12,5 kW; Nevada 2
E 15,0 / 400 V - Electro exchanger 400V - 15,0 kW; Nevada 2
E 17,5 / 400 V - Electro exchanger 400V - 17,5 kW; Nevada 2
E 20,0 / 400 V - Electro exchanger 400V - 20,0 kW; Nevada 2

Air stream coverage



NEVADA

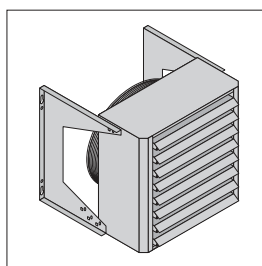
TYPE	1	2
L1 [m]	11-14	16-19

* isothermal coverage

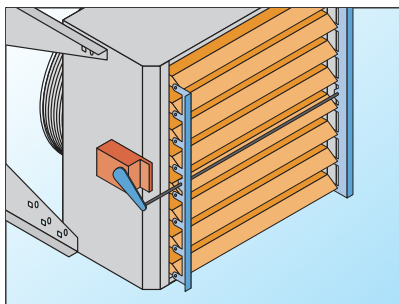
- High efficient fans with inbuilt thermocontact against overload. Standard possibility of speed regulation by voltage regulator.



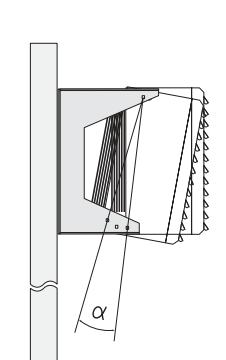
Wall mounting




- Moveable blades for effective usage of the unit capacity according to the placement and position of the installation, electromotive blades on request.
- Units Nevada with accessories can be used also as an air curtain.



Positioning wall suspensions



- electro exchangers are equipped with electronic protection against overheating in standard. Cleaning and revision of the electro exchanger can be made after taking off the back fan plate.



Representative: