

NEW



VORTICEL A-E RANGE

Compact plate axial fans

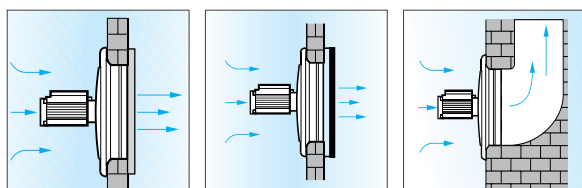
Suitable for commercial and industrial applications environments as warehouses, hospitals, nightclubs, offices, theatres, factories, gyms, restaurants, etc...



- **19 models: 9 single-phase and 10 three-phase.**
- Phosphated sheet steel panels, painted with epoxy powder, in grey colour hammered finishing, resistant to atmospheric agents.
- Thermo-protected AC motor class F with external rotor, one speed, equipped with ball bearings.
- High aeraulic performance impellers equipped with electro-galvanised sheet steel blades, painted with polyester paint, in black.
- Low noise levels.
- Support protection grilles acting as an anti-bird guards, made of electro-welded steel rings black epoxy painted, easy to remove for maintenance.
- Wide range of continuous operation temperatures between -30°C and +50°C.
- Electric supply 230 V / 50 Hz for single phase models, 400 V / 50 Hz for three phase models.
- Protection motor: IP54.
- Insulation class: I. Ⓡ
- *Complying with the requirements of Regulation N° 327/2011/UE (Lot 11, 1st Tier) set out by the EUP/ErP Directive, effective starting from 01.01.2013.*

Wiring diagrams shown from page 458

Models	Code	n° blades
A-E 252 M	42207	5
A-E 254 M	42208	
A-E 254 T	42308	
A-E 304 M	42216	
A-E 304 T	42227	
A-E 354 M	42258	
A-E 354 T	42259	
A-E 404 M	42260	4
A-E 404 T	42261	
A-E 454 M	42307	
A-E 454 T	42308	
A-E 504 M	42316	4
A-E 504 T	42327	
A-E 506 M	42337	7
A-E 506 T	42346	4
A-E 564 T	42336	
A-E 566 M	42356	5
A-E 566 T	42366	
A-E 636 T	42347	4



TECHNICAL DATA

	Models	Code	W	A	Poles	RPM	Max Airflow		Max Pressure		Lw dB(A)	Lp dB(A) a 1 e 3 m*	Max °C
Single-phase	A-E 252 M	42207	95	0.41	2	2500	1365	379	18	177	73.5	62.5 - 53.0	50
	A-E 254 M	42208	38	0.17	4	1400	764	212	6.0	61	59.0	48.0 - 38.5	
	A-E 304 M	42216	81	0.35		1400	1563	434	13.0	130	63.5	52.5 - 43.0	
	A-E 354 M	42258	182	0.82		1400	3015	837	14.5	145	68.5	57.5 - 48.0	
	A-E 404 M	42260	261	1.20		1375	4063	1128	13.6	134	74.5	63.5 - 54.0	
	A-E 454 M	42307	302	1.35	6	1350	5168	1435	8.3	81	80.5	60.0 - 69.5	40
	A-E 504 M	42316	482	2.12		1400	6639	1844	19.0	186	79.5	68.5 - 59.0	50
	A-E 506 M	42337	285	1.32		1000	4977	1382	13.8	135	72.5	61.5 - 52.0	
Three-phase	A-E 566 M	42356	345	1.51	4	1000	6505	1806	12.5	123	75.4	64.4 - 54.9	50
	A-E 254 T	42357	50	0.22		1400	785	218	13.5	134	59.5	48.5 - 39.0	
	A-E 304 T	42227	79	0.22		1400	1696	471	13.0	129	66.5	55.5 - 46.0	
	A-E 354 T	42259	173	0.38		1400	3071	853	13.2	129	68.5	57.5 - 48.0	
	A-E 404 T	42261	318	0.65		1400	3832	1064	25.0	246	73.5	53.0 - 62.5	
	A-E 454 T	42308	370	0.73	6	1350	5187	1440	15.8	155	78.5	67.5 - 58.0	40
	A-E 504 T	42327	485	1.12		1400	6966	1935	13.1	128	81.0	70.0 - 60.5	
	A-E 506 T	42346	264	0.80		973	4844	1345	13.3	131	70.0	59.0 - 49.5	50
	A-E 564 T	42336	925	1.71		1400	9255	2570	29.0	285	75.4	64.4 - 54.9	40
	A-E 566 T	42366	546	1.09		936	7309	2030	17.3	170	71.5	60.5 - 51.0	50
	A-E 636 T	42347	522	1.10		1000	9502	2639	15.7	154	78.5	67.5 - 58.0	

* Sound pressure level measured at 1-3 m in free field conditions with long-cased appliance in delivery mode, in accordance with standard EN ISO 3741:2009.

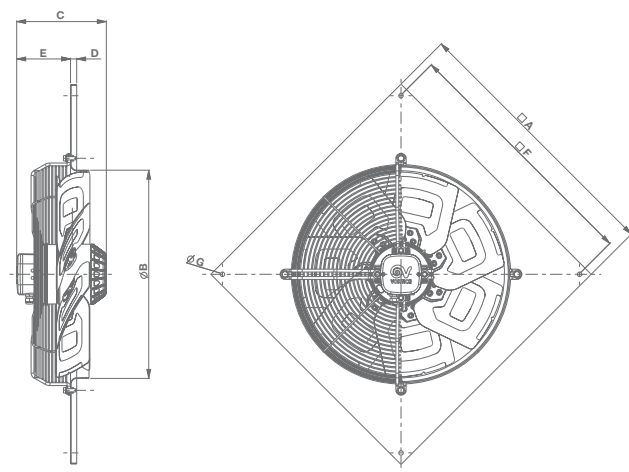
ErP data

Directive 2009/125/EC ErP (Energy related Products)

	Models	Code	Measurement cat.	Efficiency cat.	Year of construction	Variable drive	η	N.	(kW) Pe	BEP* m³/h q	Pa p	RPM	Spec. ratio <1.04
Single-phase	A-E 354 M	42258	A	STATIC	01-01-2013	NO	24.5	36.0	0.1506	1918	71	1289	YES
	A-E 404 M	42260					26.5	37.0	0.2268	2792	81	1369	
	A-E 454 M	42307					27.5	37.0	0.3015	3813	81	1357	
	A-E 504 M	42316					32.2	41.0	0.3972	4749	101	1285	
	A-E 506 M	42337					26.9	37.0	0.2513	3466	73	908	
	A-E 566 M	42356					29.0	39.0	0.3080	4825	68	937	
Three-phase	A-E 354 T	42259					26.1	38.0	0.1536	1934	78	1324	
	A-E 404 T	42261					29.2	40.0	0.2078	2376	96	1428	
	A-E 454 T	42308					30.8	40.0	0.3049	3442	101	1384	
	A-E 504 T	42327					32.9	41.0	0.4741	5056	116	1366	
	A-E 506 T	42346					26.5	37.0	0.2174	3223	67	956	
	A-E 564 T	42336					36.6	44.0	0.7527	6528	159	1349	
	A-E 566 T	42366					27.7	36.0	0.4091	5102	83	915	
	A-E 636 T	42347					33.8	43.0	0.410	6309	82	923	

* Best efficiency point.

DIMENSIONS




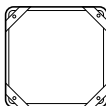


Models	∇A	Ø B	C	D	E	∇F	Ø G	Kg	
A-E 252 M	320	264	149	10	82	280	8	2.1	
A-E 254 M								2.5	
A-E 254 T								3.0	
A-E 304 M	380	316	151		84	330		3.4	
A-E 304 T						4.0	4.0		
A-E 354 M							6.1		
A-E 354 T	450	359	155		43		380		6.3
A-E 404 M			15	75	430	12	6.5		
A-E 404 T		406					200	6.3	
A-E 454 M	630			207	60		530		13.2
A-E 454 T	455	200		67		11	11.1		
A-E 504 M		207		72			13.2		
A-E 504 T	507	218		52			11.1		
A-E 506 M		198		72		14.8	11.1		
A-E 506 T		198		52			14.8		
A-E 564 T	725	563		218			67	675	
A-E 566 M						67		15.8	15.8
A-E 566 T						68	750		15.8
A-E 636 T	805	638							15.8

Dimensions (mm)



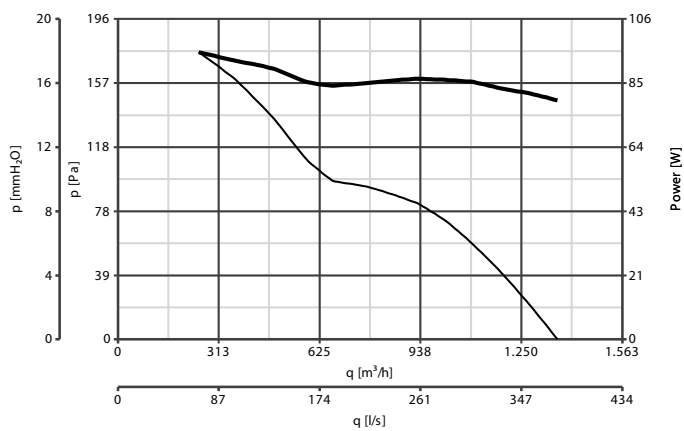
PRODUCT ACCESSORIES

Models		Code	Product																		
			A-E 252 M code 42207	A-E 254 M code 42208	A-E 304 M code 42216	A-E 354 M code 42258	A-E 404 M code 42260	A-E 454 M code 42307	A-E 504 M code 42316	A-E 506 M code 42337	A-E 566 M code 42356	A-E 254 T code 42357	A-E 304 T code 42227	A-E 354 T code 42259	A-E 404 T code 42261	A-E 454 T code 42308	A-E 504 T code 42327	A-E 506 T code 42346	A-E 564 T code 42336	A-E 566 T code 42366	A-E 636 T code 42347
	IRM 30 Three position single-phase speed controller	12921					●			●			●	●							
	IRT 15 Three position three-phase speed controller	12923										●	●	●	●						
	IRT 35 Three-phase variable voltage drive	12924													●	●	●	●	●	●	●
	IREM 3 Single-phase speed controller	12931	●	●	●	●	●		●		●										
	C 1.5 Electronic speed controller	12966	●	●	●	●															
	DPU 250 Spacer for panel installation	52151	●	●								●									
	DPU 300 Spacer for panel installation	52251			●								●								
	DPU 350 Spacer for panel installation	52351				●								●							
	DPU 400 Spacer for panel installation	52451					●								●						

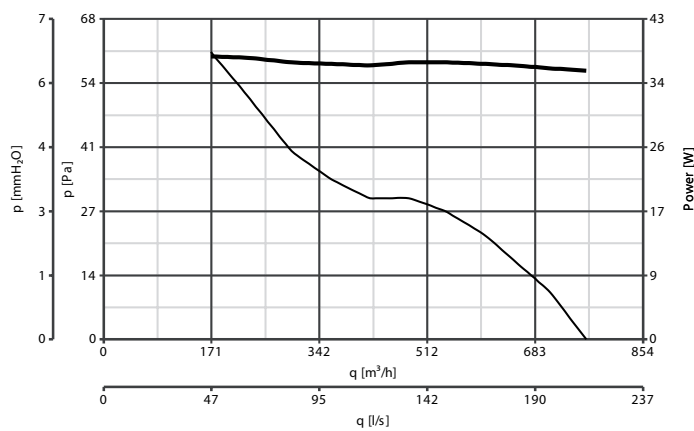
Description and sizes on page 325; System components on page 330.

PERFORMANCE CURVES

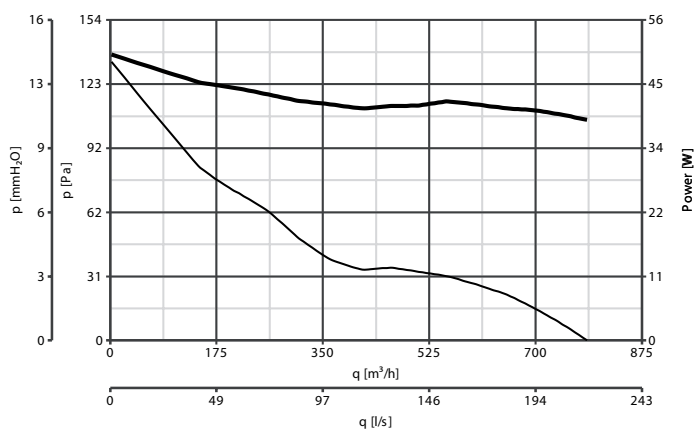
A-E 252 M code 42207



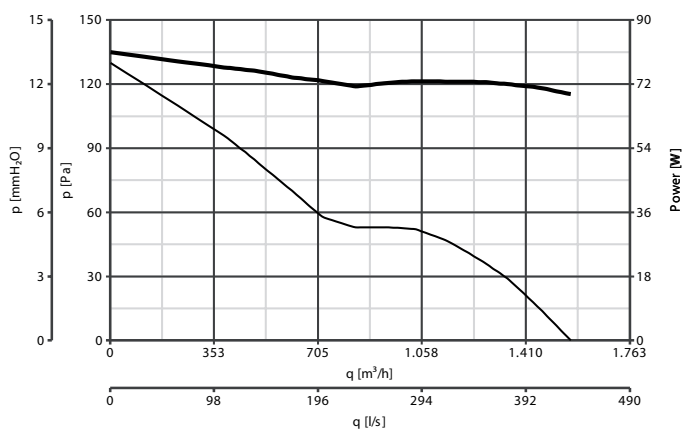
A-E 254 M code 42208



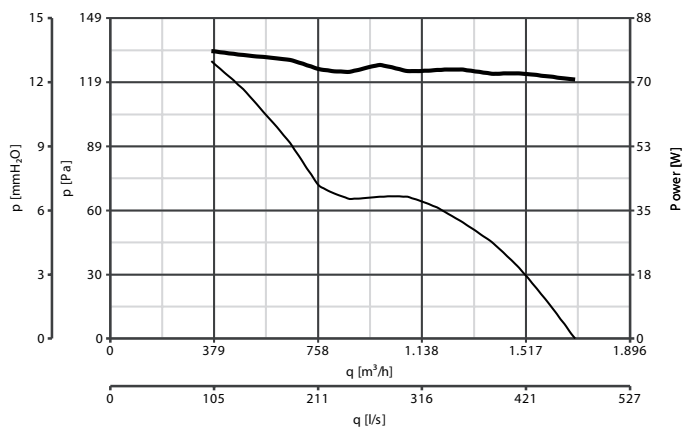
A-E 254 T code 42357



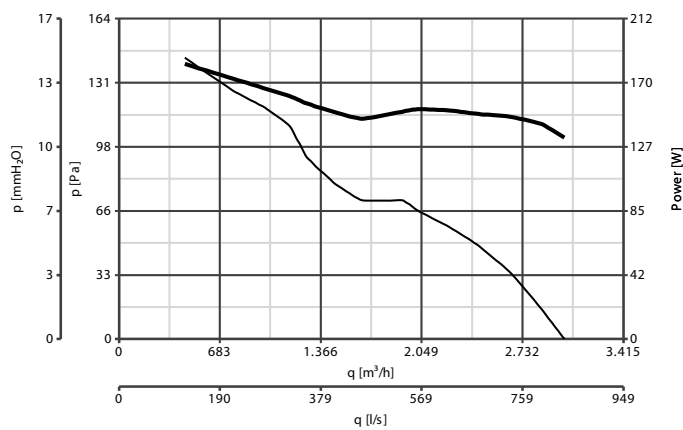
A-E 304 M code 42216



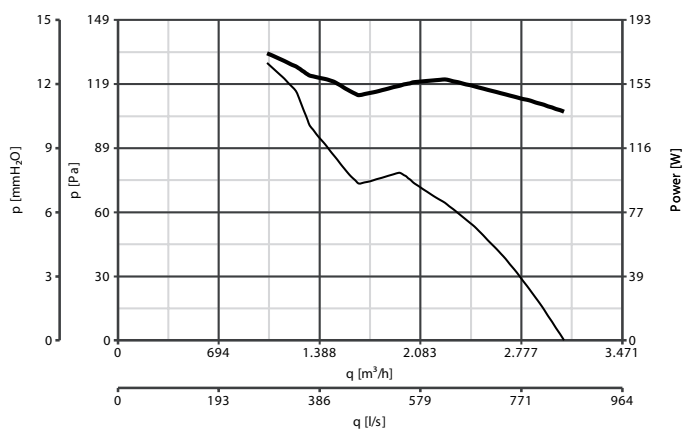
A-E 304 T code 42227



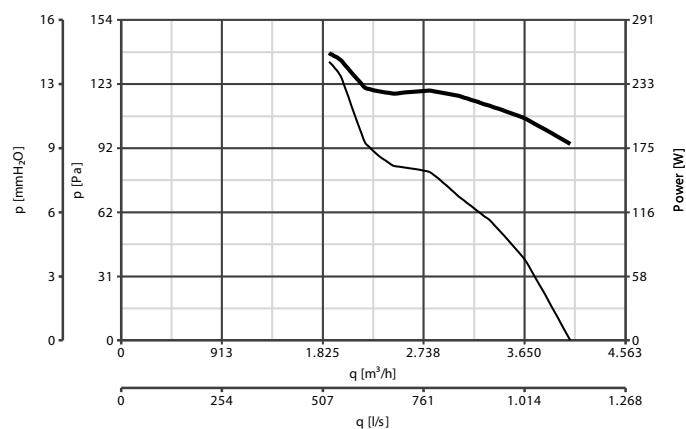
A-E 354 M code 42258



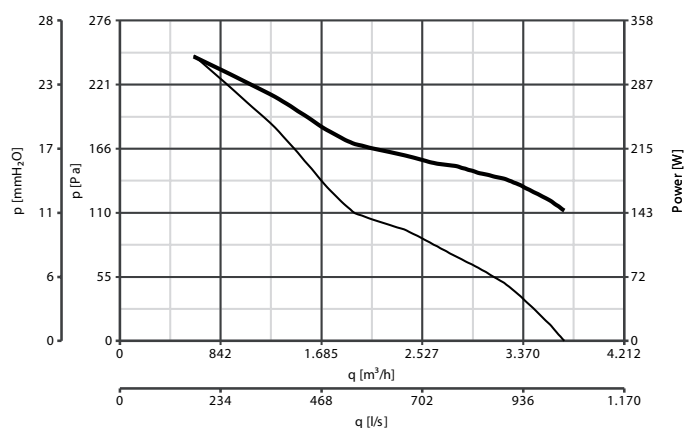
A-E 354 T code 42259



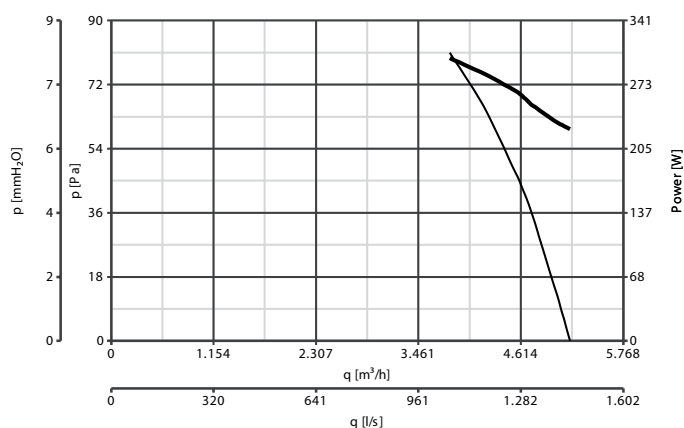
A-E 404 M code 42260



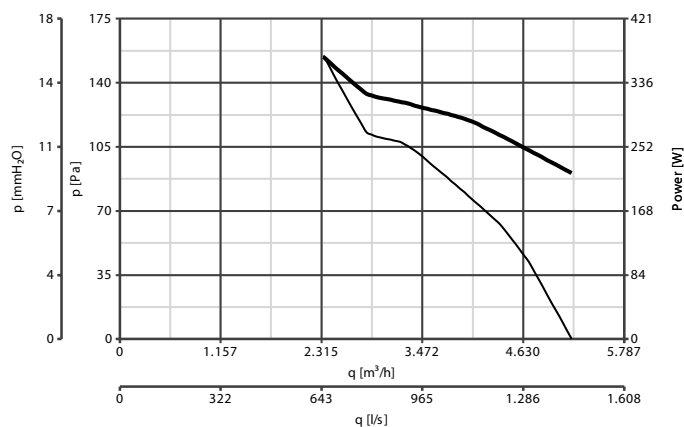
A-E 404 T code 42261



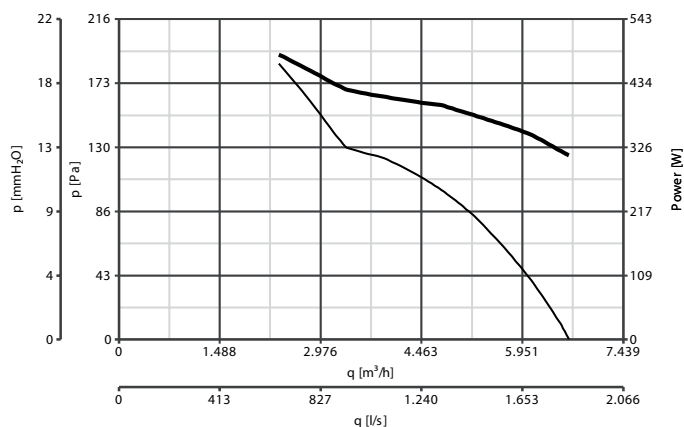
A-E 454 M code 42307



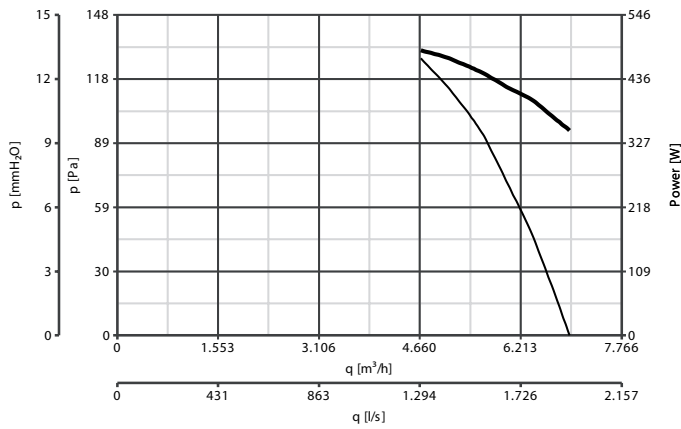
A-E 454 T code 42308



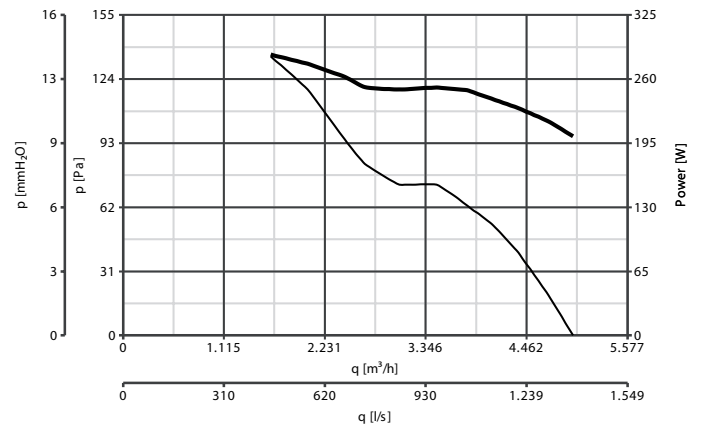
A-E 504 M code 42316



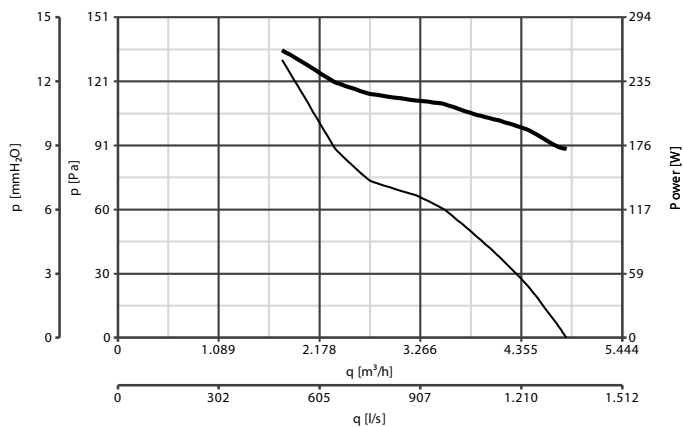
A-E 504 T code 42327



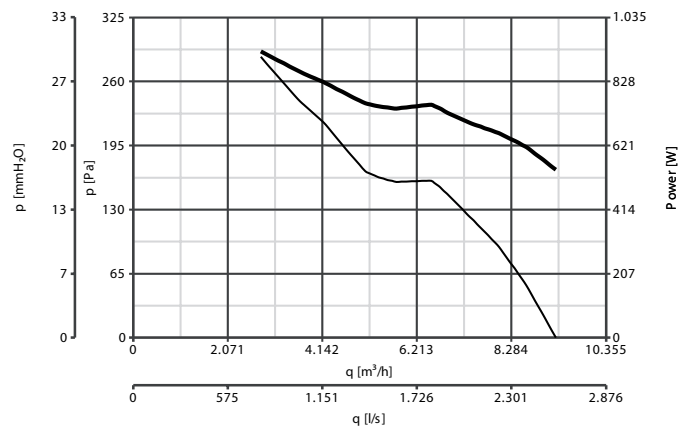
A-E 506 M code 42337



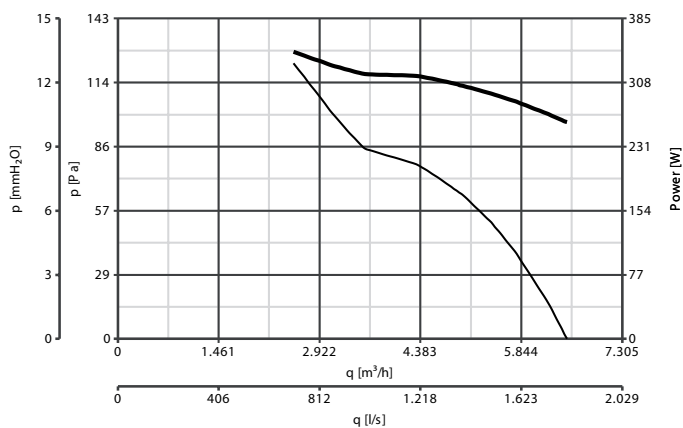
A-E 506 T code 42346



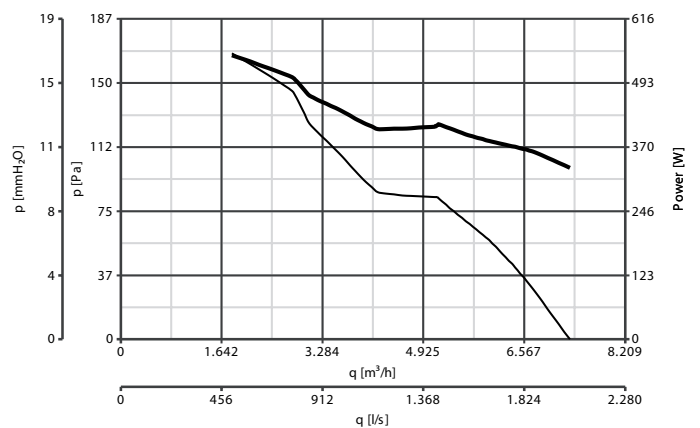
A-E 564 T code 42336



A-E 566 M code 42356



A-E 566 T code 42366



A-E 636 T code 42347

