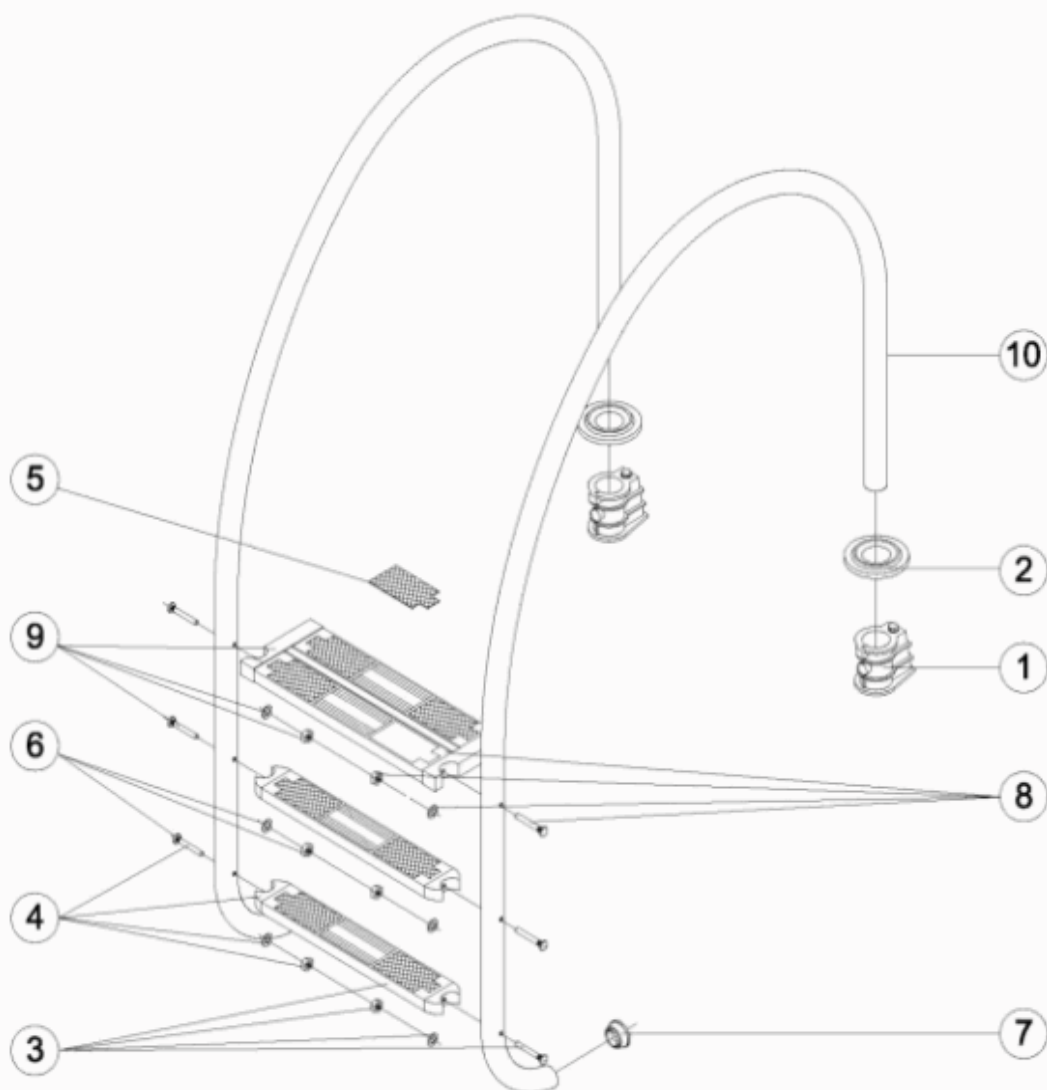


CODIGO **32653, 32654, 32655, 32656**

 DESCRIPCION: **ESCALERA RADIO VARIABLE LARGO 1000**

ESPAÑOL

POS	CODIGO	DESCRIPCION	POS	CODIGO	DESCRIPCION
1	4401010101	ANCLAJE ESCALERA	8	4401010805	PELDAÑO SEGURIDAD 316
2	4401010103	TAPETA EMBELLECEDORA 316	9	4401010807	SOPORTE LATERAL SEGURIDAD
3	4401010104	PELDAÑO LUXE 316	10	* 32653R0200	PASAMANO ESCALERA 2 PELDAÑOS
4	4401010107	SOPORTE LATERAL PELDAÑO 316	10	* 32654R0200	PASAMANO ESCALERA 3 PELDAÑOS
5	4401010108	TAPETA PELDAÑO LUXE	10	* 32655R0200	PASAMANO ESCALERA 4 PELDAÑOS
6	4401010111	TORNILLERIA PELDAÑO 316	10	* 32656R0200	PASAMANO ESCALERA 5 PELDAÑOS
7	4401010112	TOPE ESCALERA			

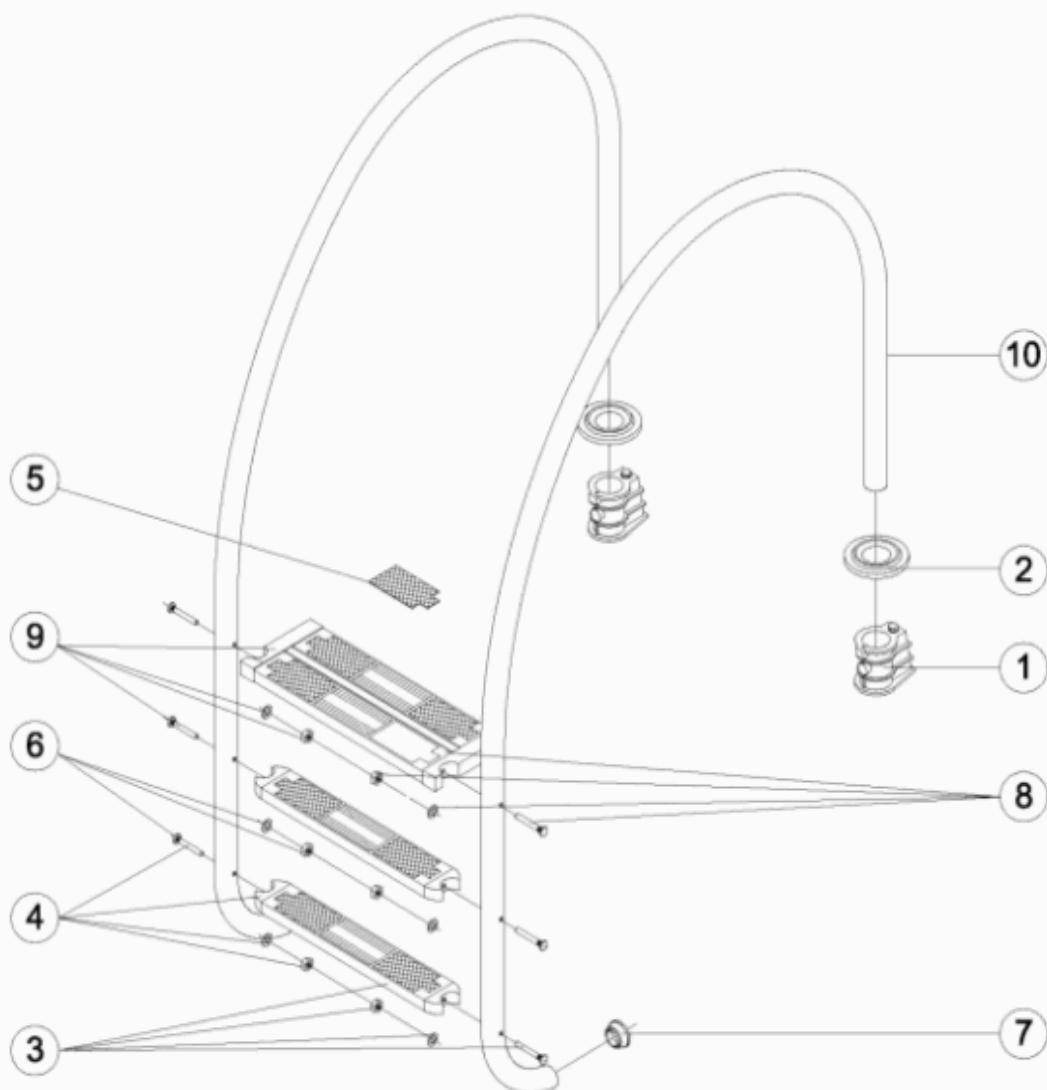
CODIGO 32653, 32654, 32655, 32656

DESCRIPCION: ESCALERA RADIO VARIABLE LARGO 1000

OBSERVACIONES

POS	CODIGO	OBSERVACIONES
10	32653R0200	PARA 32653
10	32654R0200	PARA 32654
10	32655R0200	PARA 32655
10	32656R0200	PARA 32656

CODE **32653, 32654, 32655, 32656**

 DESCRIPTION: **ÉCHELLE RAYON VARIABLE LONGUEUR 1000**


FRANCAIS

POS	CODE	DESCRIPTION	POS	CODE	DESCRIPTION
1	4401010101	ANCRAGE D'ÉCHELLE	8	4401010805	MARCHE DE SECURITE AISI 316
2	4401010103	ENJOLIVEUR AISI 316	9	4401010807	SUPPORT LATÉRAL DE SECURITE
3	4401010104	MARCHE LUXE AISI 316	10	* 32653R0200	MAIN COURANTE ECHELLE 2 MARCHES
4	4401010107	SUPPORT LATÉRAL DE MARCHE 316	10	* 32654R0200	MAIN COURANTE ECHELLE 3 MARCHES
5	4401010108	PLAQUE NOIRE POUR MARCHE LUXE	10	* 32655R0200	MAIN COURANTE ECHELLE 4 MARCHES
6	4401010111	VISSERIE MARCHE AISI 316	10	* 32656R0200	MAIN COURANTE ECHELLE 5 MARCHES
7	4401010112	TAMPON D'ÉCHELLE			

CODE **32653, 32654, 32655, 32656**

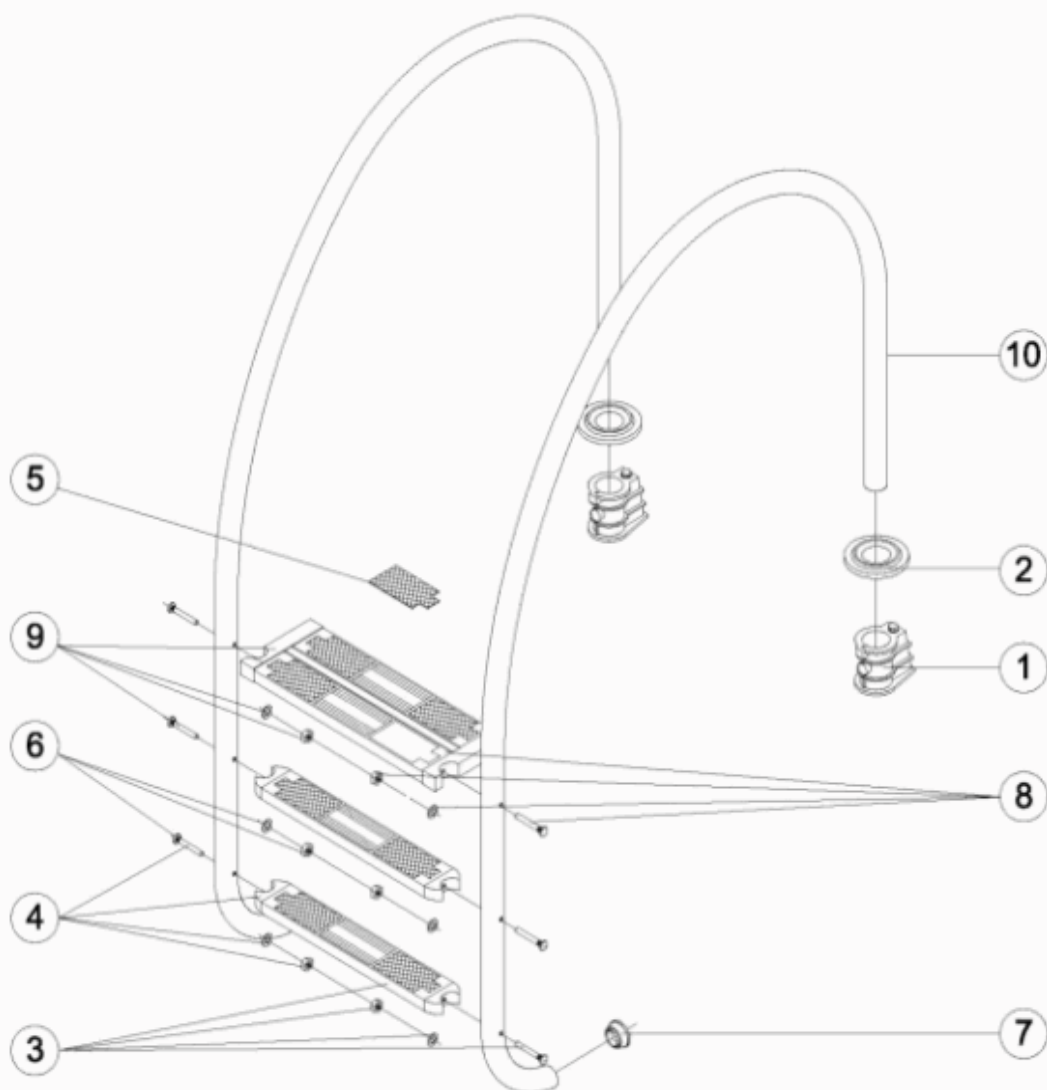
DESCRIPTION: **ÉCHELLE RAYON VARIABLE LONGUEUR 1000**

OBSERVATIONS

POS	CODE	OBSERVATIONS
10	32653R0200	PARA 32653
10	32654R0200	PARA 32654
10	32655R0200	PARA 32655
10	32656R0200	PARA 32656

CODE **32653, 32654, 32655, 32656**

DESCRIPTION: **VARIABLE RADIUS LADDER LENGTH 1000**



ENGLISH

POS	CODE	DESCRIPTION	POS	CODE	DESCRIPTION
1	4401010101	LADDER ANCHOR	8	4401010805	SAFETY TREAD 316
2	4401010103	ESCUTCHEON 316	9	4401010807	SAFETY TREAD END SET
3	4401010104	DELUXE TREAD 316	10	* 32653R0200	HANDRAIL LADDER 2 STEPS
4	4401010107	TREAD END SET 316	10	* 32654R0200	SHORT 3 TREAD LADDER HANDRAIL
5	4401010108	DELUXE TREAD END INSERT	10	* 32655R0200	SHORT 4 TREAD LADDER HANDRAIL
6	4401010111	TREAD BOLT SET 316	10	* 32656R0200	HANDRAIL LADDER 5 STEPS
7	4401010112	LADDER END CAP			

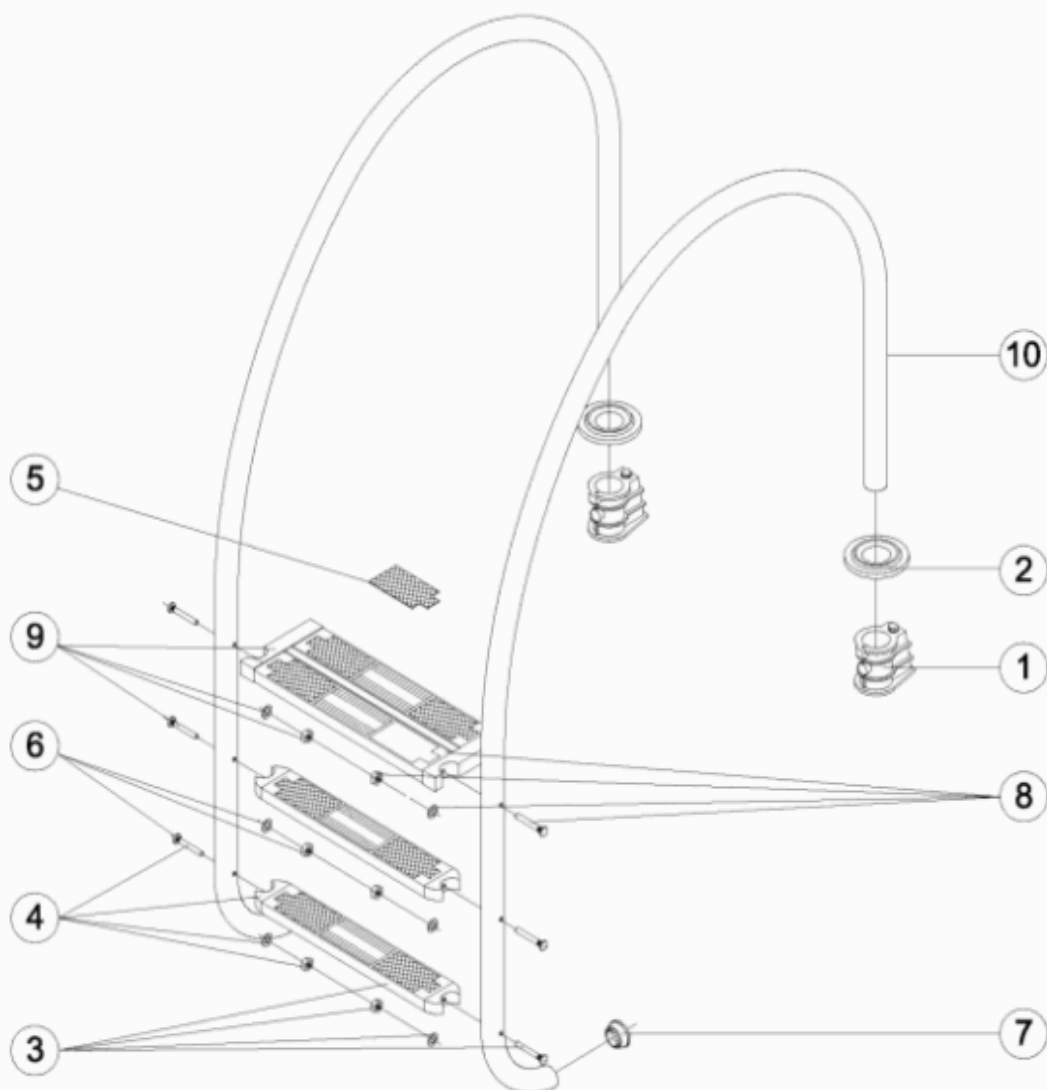
CODE **32653, 32654, 32655, 32656**

DESCRIPTION: **VARIABLE RADIUS LADDER LENGTH 1000**

OBSERVATIONS

POS	CODE	OBSERVATIONS
10	32653R0200	PARA 32653
10	32654R0200	PARA 32654
10	32655R0200	PARA 32655
10	32656R0200	PARA 32656

CODICE **32653, 32654, 32655, 32656**

 DESCRIZIONE: **SCALA RAGGIO VARIABILE LUNGHEZZA 1000**

ITALIANO

POS	CODICE	DESCRIZIONE	POS	CODICE	DESCRIZIONE
1	4401010101	ANCORAGGIO SCALA	8	4401010805	GRADINO DI SICUREZZA AISI 316
2	4401010103	COPRIFLANGIA ANCORAGGIO AISI 316	9	4401010807	SUPPORTO LATERALE SICUREZZA
3	4401010104	GRADINO LUXE AISI 316	10	* 32653R0200	CORRIMANO SCALA 2 GRADINI
4	4401010107	SOSTEGNO LATERALE GRADINO 316	10	* 32654R0200	CORRIMANO SCALA 3 GRADINI
5	4401010108	TAPPETINO FINITURA GRADINO LUXE	10	* 32655R0200	CORRIMANO SCALA 4 GR.
6	4401010111	BULLONERIA GRADINO AISI 316	10	* 32656R0200	CORRIMANO SCALA 5 GRADINI
7	4401010112	TAPPO SCALA			

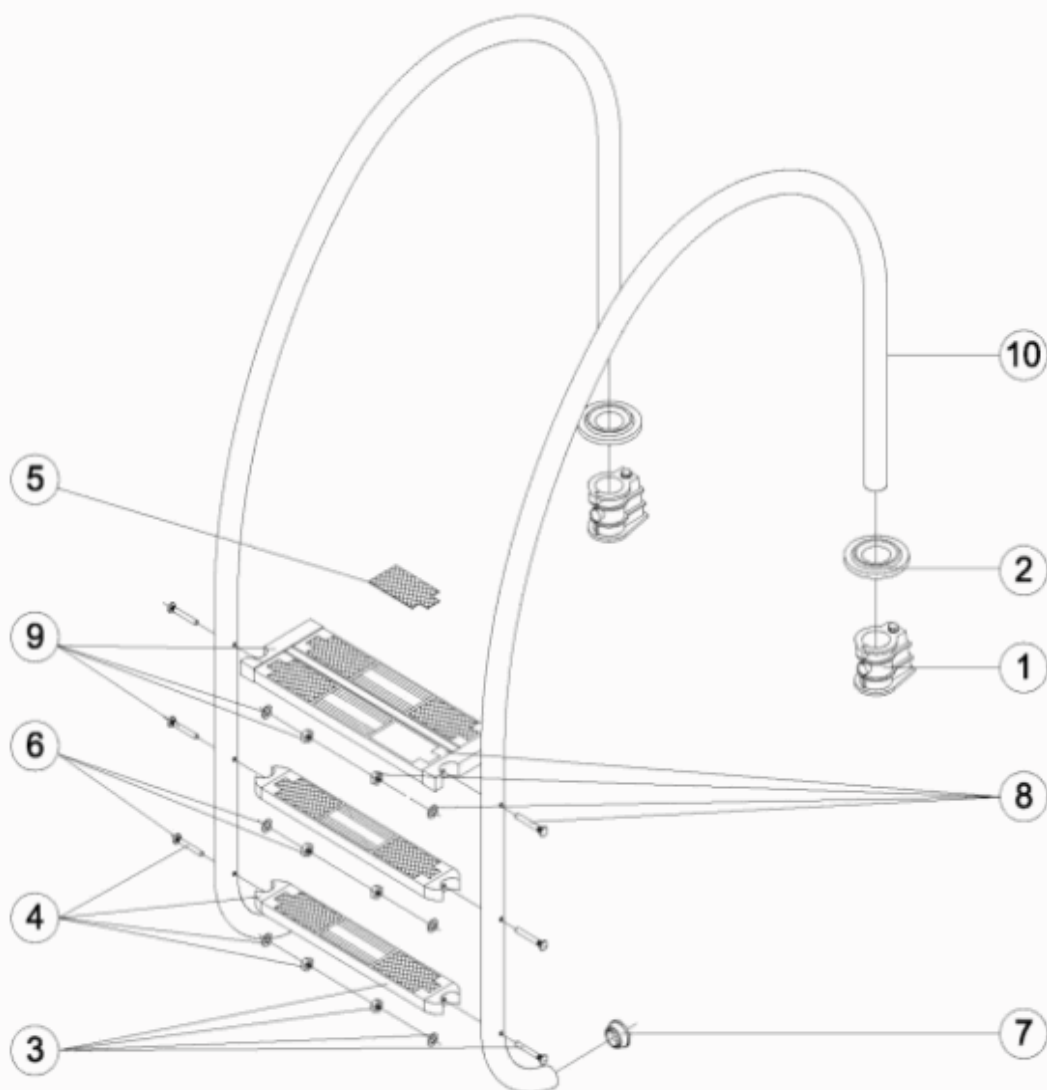
CODICE **32653, 32654, 32655, 32656**

DESCRIZIONE: **SCALA RAGGIO VARIABILE LUNGHEZZA 1000**

OSSERVAZIONI

POS	CODICE	OSSERVAZIONI
10	32653R0200	PARA 32653
10	32654R0200	PARA 32654
10	32655R0200	PARA 32655
10	32656R0200	PARA 32656

CODE **32653, 32654, 32655, 32656**

 BESCHREIBUNG: **LEITER VERTELLBARER RADIUS LÄNGE 1000**

DEUTSCH

POS	CODE	BESCHREIBUNG	POS	CODE	BESCHREIBUNG
1	4401010101	EINBAUHÜLSE	8	4401010805	SICHERHEITSSTUFE V4A
2	4401010103	BLENDE LEITER V4A	9	4401010807	HALTERUNG SICHERHEITSSTUFE V4A
3	4401010104	STUFE DELUXE V4A	10	* 32653R0200	HANDLAUF LEITER 2 STUFEN
4	4401010107	HALTERUNG STUFE DELUXE	10	* 32654R0200	LEITERHOLM LEITER 3 STUFIG
5	4401010108	AUFLAGE STUFE DELUXE	10	* 32655R0200	LEITERHOLM LEITER 4 STUFIG
6	4401010111	SCHRAUBENSATZ STUFE DELUXE V4A	10	* 32656R0200	HANDLAUF LEITER 5 STUFEN
7	4401010112	PLASTIKPUFFER LEITERHOLM			

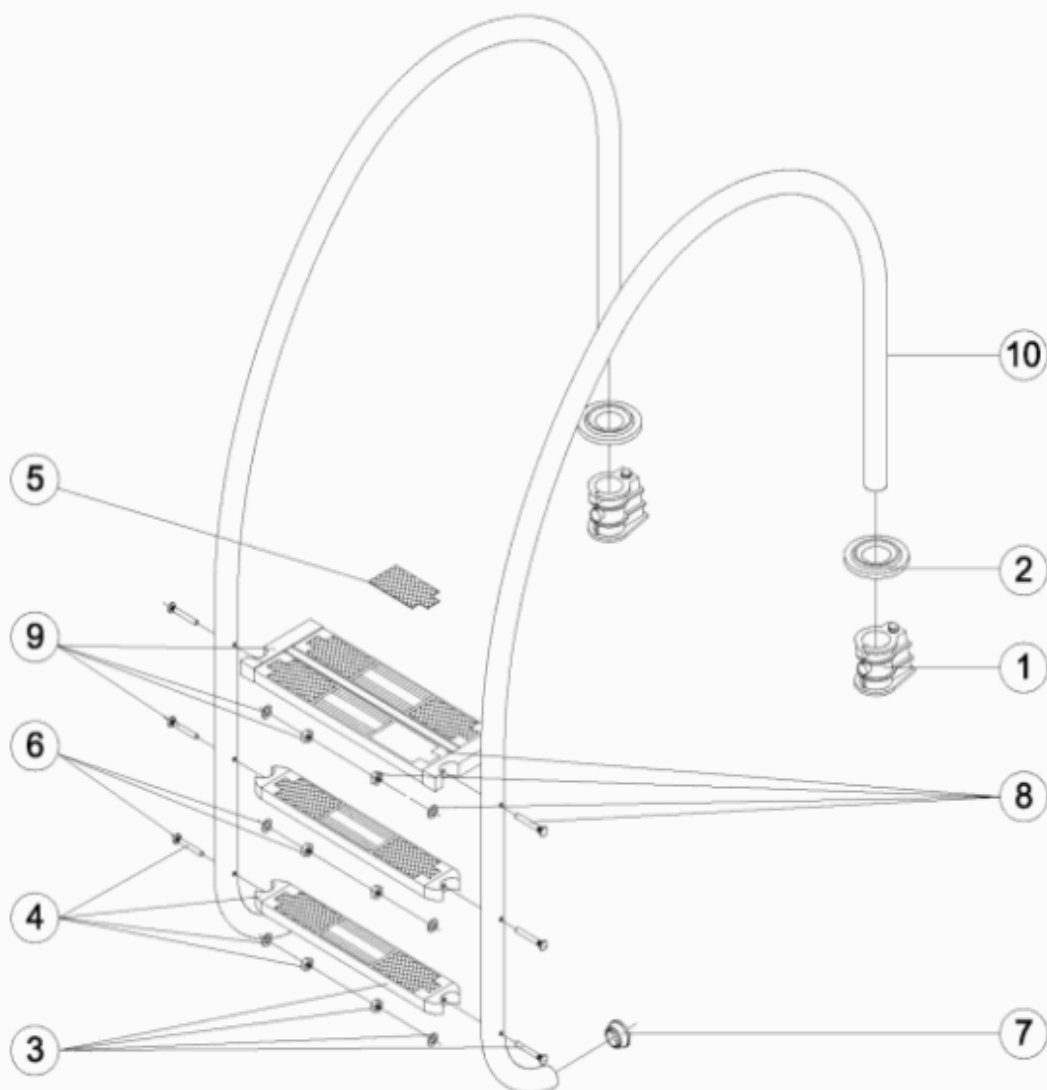
CODE **32653, 32654, 32655, 32656**

BESCHREIBUNG: **LEITER VERTELLBARER RADIUS LÄNGE 1000**


HINWEISE

POS	CODE	HINWEISE
10	32653R0200	PARA 32653
10	32654R0200	PARA 32654
10	32655R0200	PARA 32655
10	32656R0200	PARA 32656

CODIGO **32653, 32654, 32655, 32656**

 DESCRIÇÃO: **ESCADA RAO VARIÁVEL COMPRIMENTO 1000**

PORTUGUES

POS	CODIGO	DESCRIÇÃO	POS	CODIGO	DESCRIÇÃO
1	44010101	ÂNCORA	8	4401010805	DEGRAU SEGURANÇA 316
2	4401010103	ESPELHO 316	9	4401010807	SUORTE LATERAL SEGURANÇA
3	4401010104	DEGRAU LUXE 316	10	* 32653R0200	CORRIMÃO ESCADA 2 DEGRAUS
4	4401010107	SUORTE LATERAL DEGRAU 316	10	* 32654R0200	CORRIMÃO 3 DEGRAUS
5	4401010108	ANTI DERRAPANTE DEGRAU LUXE	10	* 32655R0200	CORRIMÃO 4 DEGRAUS
6	4401010111	PARAFUSOS DEGRAU 316	10	* 32656R0200	CORRIMÃO ESCADA 5 DEGRAUS
7	4401010112	BATENTE ESCADA			

<div><div>ASTRALPOOL</div><div></div></div>	ITEM	REV.: 0 DATA: 28/09/2005 FOLHA: 12 / 12	18
CODIGO 32653, 32654, 32655, 32656			
DESCRIÇÃO: ESCADA RAO VARIÁVEL COMPRIMENTO 1000			
OBSERVAÇÕES			
POS	CODIGO	OBSERVAÇÕES	
10	32653R0200	PARA 32653	
10	32654R0200	PARA 32654	
10	32655R0200	PARA 32655	
10	32656R0200	PARA 32656	