
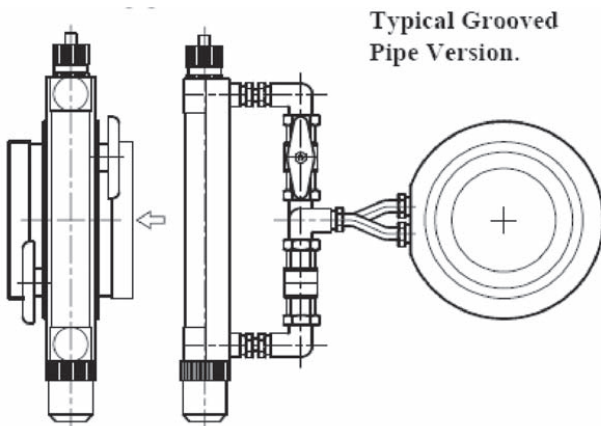


Flow Meters

FM Approved



Description

FM approved sprinkler system flow meter that can be installed between flanges (Fireflange) or with grooved couplings (Firegroove). Unit includes integral restrictor and bleed assembly, filter and drain assembly plus spare metering glass. The preferred installation pipe layout would include the optional full bore isolating valve upstream of the meter and a control valve down stream of the meter.

Pressure & Temperature

Safe Working Pressure : 20 Bar
Accuracy: $\pm 2\%$ full scale defection

Material Specification

Main Orifice Carrier – 316 Stainless Steel flow orifice mounted in polyester coated carbon steel carrier.
By Pass Flow Indicator – Nickel plated copper tubing with brass connections. Stainless steel element. Boroscillate glass indicator tube. Polycarbonate filter bowl. Viton seals

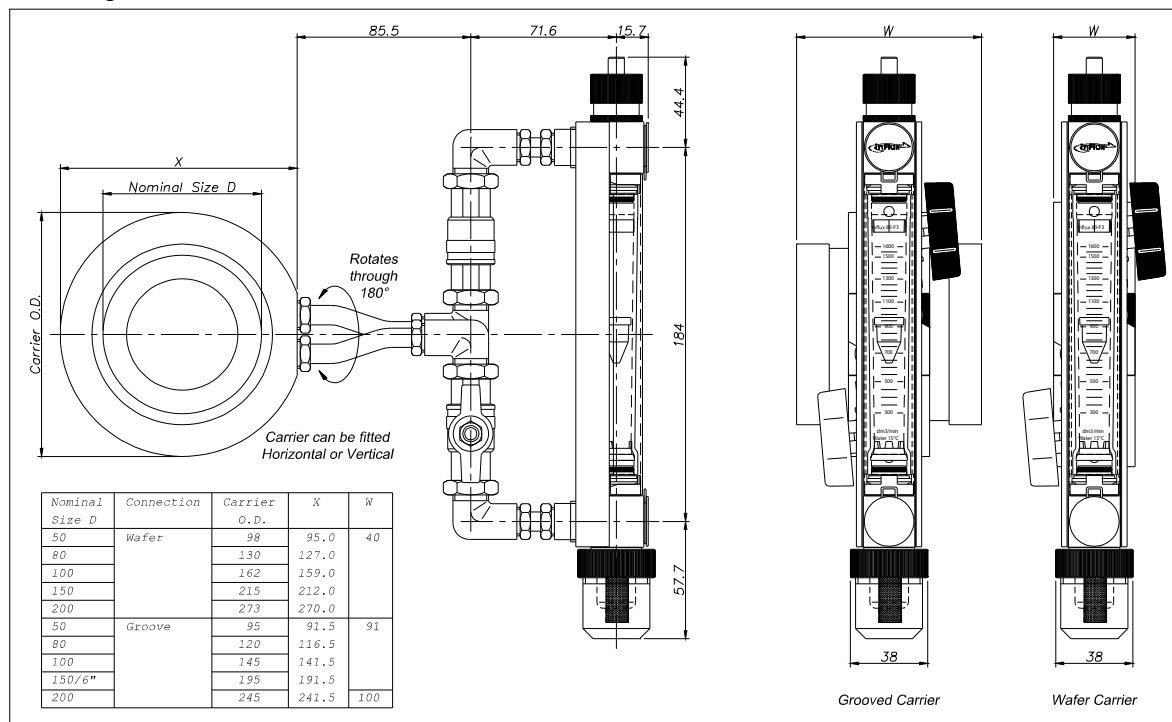
Flow Rate

Pump USGPM	Flowmeter and line size		Flowmeter test ranges USGPM		Flowmeter range USGPM		Grooved connection order code	Wafer flange connection order code	Flowmeter range dm ³ /min	
	Inches	mm	min	max	min	max			min	max
200	3	80	100	400	100	400	FS80FGFM	FS80FLFM	400	1500
250			150	500						
300	4	100	150	600	150	900	FS100FGFM	FS100FLFM	600	3400
450			250	900						
500			250	1000						
750	6	150	375	1500	250	2000	FS150FGFM *	FS150FLFM	1000	7500
1000			500	2000						
1250			750	2500						
1500	8	200	750	3000	750	4000	FS200FGFM	FS200FLFM	3000	15000
2000			1000	4000						

* Suitable for 165mm pipe (outside diameter), for 168mm pipes use code FS6FGFM.



Mounting Detail



Typical Pipeline Configuration (Horizontal or Vertical):

